

## **COMMUNITY NEEDS ASSESSMENT 2007 KEY THEMES AND TRENDS**

### **RISING ECONOMY, FAMILIES LEFT BEHIND**

Although a number of indicators (decreasing unemployment, increase in educational attainment, etc.) suggest positive economic changes in our region, many families have yet to experience the benefits of a growing economy. Persistent disparities continue to exist between families with access to resources and those with barriers to obtaining financial security. For these families, even meeting basic needs often presents a challenge; as evidenced by increases in poverty amongst families with children and the continued increase in both families served and pounds of food distributed by the North Texas Food Bank. As wages fail to keep pace with increasing costs, many families are faced with difficulties in obtaining and maintaining affordable housing. Throughout the region, a significant number of families spend more than 30 percent of their income on housing and many potential homebuyers lack the requisite income to qualify for traditional mortgage loans. One result of these rising home costs and income deficits has been an increased reliance on sub-prime mortgage loans despite a projected 16.9% foreclosure rate in the Dallas-Plano-Irving market for these types of loans. Struggling to meet these challenges places many North Texas families in a precarious financial position where securing and maintaining their independence is often jeopardized.

### **FAMILIES WITH NEEDS ON THE MOVE**

As is similar in the nation as a whole, an increasing number of North Texas families are moving from the central city (Dallas) to suburban areas. Rates of migration to the suburban counties far exceed migration rates into the city. This is spurred by rising costs and crime rates in the city, along with the promise of employment and educational opportunities. This suburban migration has not only added to the total population of these areas, but has also highlighted the need for services and supports to address the needs of the increasing number of suburban families facing challenges. Examples of the changing need profile for suburban counties include increases in free lunch eligibility, limited English proficiency and at-risk students. Similarly, Children's Health Insurance Program (CHIP), Child Protective Services, and Adult Protective Services intake rates have increased at a faster rate in the suburban counties.

### **NEW GENERATION GAP**

Changes in the age structure of the North Texas population continue to impact our region. As in the general United States' population, our area has experienced an aging of the Anglo population as members of the Baby Boom generation continue to advance in years. In North Texas, the aging among Anglos has been coupled with the growth of the Hispanic and youth populations. Fueled by domestic and international migration and differential birthrates between Anglos and populations of color, Texas continues to have a younger median age than the nation as a whole. This generation gap between Anglos and people of color (including new immigrants) will increase the need for effective, culturally competent education and workforce development programs to ensure our region's continued success.

<b>MAJOR CONCERNS</b>	
Increased Child Poverty	Between 2000 and 2005, the percentage of families with children living in poverty increased by 41% in Collin County and 32% in Dallas County.
Housing Affordability and Foreclosure	Housing costs continue to rise as does reliance on sub-prime mortgage loans. A 16.9% foreclosure rate is projected for sub-prime loans in the Dallas-Irving-Plano market.
Health Insurance Coverage	Nearly a quarter (24.2%) of Texas residents lack health insurance coverage. Large disparities continue to exist between racial and ethnic groups, with 55.8% of Hispanics without health insurance.
Rising Medical and Dental Costs	Between 2000 and 2006, medical costs <sup>1</sup> increased by more than two and one half times the general cost of living.
Free/Reduced Lunch Eligibility	Free and Reduced price lunch eligibility, determined by household income, has increased throughout the North Texas region in both city and suburban school districts.
More Students At-Risk	The number of students classified as “at-risk” has increased throughout the region from 2002 - 2006. Plano ISD experienced a 4% increase, while Dallas ISD increased by 11%. Lewisville ISD led the region in growth of the at-risk population with an increase of 84%, while Rockwall experienced a similar 78%.
Increase Number of Limited English Proficiency Students	Dallas ISD, where 3 in 10 students are classified as Limited English Proficient, was the only district to decline in LEP students between 2002 and 2006. Within the suburban districts growth in the LEP student population ranged from 33% in Plano ISD to 58% in Rockwall ISD.

<b>POSITIVE TRENDS</b>	
Decreased Crime	Between 2001 and 2005 violent crimes against persons decreased by 12% while crimes against property decreased by 16% throughout the region.
Declining Mortality Rates (Leading Causes of Death)	Deaths from heart disease, cancer, and stroke (the three leading causes of death) have declined consistently throughout North Texas since 1996.
Lower Unemployment Rate	Although the North Texas region continues to be impacted by the net loss of jobs between the economic downturn of 2002-2003, unemployment has continued to decrease in Dallas, Collin and Denton counties.
Decreasing High School Attrition	The IDRA (Intercultural Development Research Association) reports that the attrition rate, the percent of 9 <sup>th</sup> grade students who did not graduate with their class, decreased by 2% in the North Texas region from 2002 to 2006.







<sup>1</sup> Costs measured by the Consumer Price Index

## DEMOGRAPHICS

INDICATOR	SUMMARY
<p><b>HOUSEHOLD COMPOSITION</b></p>	<p>Married couples, both with and without children, constitute just over half of households in Collin and Denton counties and less than half of households in Dallas County. People living alone make up nearly a quarter of households, while non-family households make up 6-8% of the homes in the region. Twenty one percent of Dallas County households are made up of single mothers or fathers with children in the home. Single-headed households comprise 13% and 14% of households in Collin and Denton counties respectively.</p>
<p><b>IMMIGRATION</b></p>	<p>An estimated 1,350,000 undocumented immigrants resided in Texas in 2005, a 19% increase since 2000 estimates. The bulk of legal permanent residents (green card holders) in North Texas come from Mexico (6,070). Along with Mexico, residents from India (2,573), China (997), Vietnam (807) and El Salvador (697) make up the five largest legal permanent resident populations in the area.</p>
<p><b>MIGRATION</b></p>	<p>The number of migrants to the Dallas Metropolitan Statistical Area (MSA) increased by 13,359 (from 15,612 in 2003) to 28,971 in 2005. In 2004, international migration contributed to 33.1% of statewide population change, while domestic migration made up 7.2% of this growth. Natural population increase accounts for the remaining 59.7% of population change.</p>
<p><b>AGE</b></p>	<p>The North Texas region has a relatively young population with median ages of 33.6, 32.4, and 32.2 years in Collin, Dallas and Denton counties respectively.</p>
<p><b>INCOME</b></p>	<p>More than 32% of Collin County residents had incomes over \$100,000 in 2005. This compares to 24.7% of Denton County residents and 14.9% of Dallas County residents. Twenty-seven percent of Dallas County residents had incomes less than \$25,000 while 16.8% of Denton County and 14.2% of Collin County residents fall into this category.</p>






# PROMOTING INDEPENDENCE AND FINANCIAL STABILITY

## OVERVIEW

INDICATOR	REGIONAL SUMMARY	TREND
<b>POVERTY</b>	Although the overall percentage of North Texans living in poverty remained relatively stable over the past year, there were measurable increases in the percentage of households with children living in poverty. Between 2004 and 2005, this percentage increased from 5.2% to 7.2% in Collin County, 21.4% to 23.7% in Dallas County, and 6.8% to 7.4% in Denton County.	 <b>WORSENING</b>
<b>FOOD ASSISTANCE</b>	The number of families served by the North Texas Food Bank has increased by 13% since 2005, while the number of pounds of food distributed increased 24.4% between 2005 and 2006.	 <b>WORSENING</b>
<b>HOUSING</b>	<p>Fair Market Rent for a 2-bedroom apartment in the Dallas MSA (Metropolitan Statistical Area) is \$798. At the current <b>\$5.15 hour</b> minimum wage (prior to July 24, 2007) an individual would need three full-time jobs to afford housing.</p> <p>Throughout the region, more than 40% of renters have a housing cost burden (cost in excess of 30% of income).</p>	 <b>WORSENING</b>
<b>HOMELESSNESS</b>	Men make up 62% of the adult homeless population while women constitute the remaining 38%. More than 60% of the adult homeless population is made up of individuals between the ages of 40 and 59. Nearly 80% of homeless youth are under the age of 12.	 <b>WORSENING</b>
<b>UNEMPLOYMENT</b>	The 2006 unemployment rate declined in every UWMD service region county except for Rockwall, which saw a marginal increase from 4.3 to 4.5 in the 2005-2006 timeframe.	 <b>IMPROVING</b>
<b>ABUSE AGAINST SENIORS</b>	The region on the whole showed a 6% increase in total Adult Protective Services (APS) intakes; a 15% increase in total APS investigations; a 12% increase in total validated APS investigations; and a 4% increase in total APS clients receiving services.	 <b>WORSENING</b>

# IMPROVING HEALTH








## OVERVIEW









INDICATOR	REGIONAL SUMMARY	TREND
<p><b>PEOPLE WITHOUT HEALTH INSURANCE COVERAGE</b></p>	<p>Texas continues to have the country's highest percentage of residents without health insurance, 24.2% compared to 15.9% nationwide. Large disparities between racial and ethnic groups exist in health insurance coverage, 55.8% of Latinos lack coverage, while 24.7% of African Americans and 14.3% of Anglos are without health insurance.</p>	<p> <b>SAME OR MIXED</b></p>
<p><b>CONSUMER PRICE INDEX (CPI) FOR MEDICAL AND DENTAL CARE</b></p>	<p>In the Dallas/Ft. Worth Metropolitan Area, the CPI for Medical Care increased at a faster rate than the CPI for All Items: 4.1% for Medical Care compared to 2.9% for All Items.</p>	<p> <b>WORSENING</b></p>
<p><b>CHIP ENROLLMENT</b></p>	<p>Between 2006 and 2007, the number of children enrolled in CHIP increased in both Collin and Dallas Counties while decreasing in Denton and Rockwall Counties. Regionally, CHIP enrollment increased by nearly 10%.</p>	<p> <b>SAME OR MIXED</b></p>
<p><b>MEDICAID ENROLLMENT</b></p>	<p>In the North Texas region, the total number of people (all ages) on Medicaid increased 4.9% between 2005 and 2006. The number of children (under 18) enrolled in Medicaid increased by 12.8% during 2005-2006.</p>	<p> <b>IMPROVING</b></p>
<p><b>MORTALITY RATES</b></p>	<p>In the UWMD service area deaths from heart disease, cancer, and stroke (the three leading causes of death) have declined between 1996 and 2004 by 15%, 7%, and 18% respectively.</p>	<p> <b>IMPROVING</b></p>
<p><b>DISABILITIES</b></p>	<p>Recent U.S. Census data indicates that more than 350,000 residents of Collin, Dallas, and Denton Counties have one or more disabilities.</p>	<p><b>N/A</b></p>
INDICATOR	REGIONAL SUMMARY	TREND

<p><b>OBESITY</b></p>	<p>In 2005, the Dallas Metropolitan Area's obesity rate was 28.5%; higher than both the State (27%) and National (24.4%) rates.</p>	<p style="text-align: center;">↓</p> <p style="text-align: center;"><b>WORSENING</b></p>
<p><b>HIV/AIDS</b></p>	<p>Although the number of new HIV cases has increased by 12% and the number of people living with AIDS has increased by 87% in the UWMD region from 2000-2005; deaths from AIDS has stabilized during this same time period.</p>	<p style="text-align: center;">↔</p> <p style="text-align: center;"><b>SAME OR MIXED</b></p>
<p><b>ALZHEIMER'S DISEASE</b></p>	<p>For the UWMD service area, in 2005, an estimated 25,000 people aged 65 and above were affected by Alzheimer's disease and, from 2002-2004, deaths associated with Alzheimer's have remained relatively stable.</p>	<p style="text-align: center;">↔</p> <p style="text-align: center;"><b>SAME OR MIXED</b></p>
<p><b>SERIOUS MENTAL ILLNESS</b></p>	<p>An estimated 35,000 North Texas residents were affected by a serious mental illness in 2005. Prevalence rates suggest that between 5-9% of children and adolescents (aged 9-17), 5.4% of adults, and 4% of those 55 and older are affected by serious mental illness in North Texas.</p>	<p style="text-align: center;"><b>N/A</b></p>
<p><b>MENTAL DISORDERS (ANY)</b></p>	<p>Estimates indicate that 20% of children and adolescents (9-17), 21% of adults and 19.8% of those older than 55 have a diagnosable mental disorder.</p>	<p style="text-align: center;"><b>N/A</b></p>
<p><b>SUICIDE</b></p>	<p>Between 2003 and 2004, deaths from suicide remained stable or declined slightly in Dallas and Rockwall Counties while increasing in both Collin and Denton Counties.</p>	<p style="text-align: center;">↔</p> <p style="text-align: center;"><b>SAME OR MIXED</b></p>
<p><b>SUBSTANCE ABUSE</b></p>	<p>The U.S. Surgeon General reports that in any given year, approximately 9% of adults have an addictive disorder and an estimated 3% of adults have co-occurring mental illness and addictive disorder.</p>	<p style="text-align: center;"><b>N/A</b></p>

# HELPING CHILDREN AND YOUTH ACHIEVE THEIR POTENTIAL

## OVERVIEW

INDICATOR	SUMMARY	TREND
Educational Attainment	Educational attainment for residents over the age of 25 varies throughout the North Texas region. In comparison to Texas, the region has more residents who have completed some type of post-secondary education – 45% vs. 31% in Texas.	 <b>SAME OR MIXED</b>
New TYC Commitments	The rate of new TYC (Texas Youth Commission) commitments increased by 12% from 2002 to 2006.	 <b>WORSENING</b>
Number Of Child Care Slots	The rate of child care slots in the North Texas region has decreased by 2% while the child population has increased by 7% from 2002 to 2006. In 2006, there were 194 child care slots per 1,000 children 0-13 in the population.	 <b>WORSENING</b>
Eligible Children In Subsidized Child Care	The rate of eligible children in subsidized care has remained relatively stable since 2002. The child population during that time has increased by 7%.	 <b>SAME OR MIXED</b>
Pre-K Enrollment	Among 13 major independent school districts in the Region, the rate of students enrolled in Pre Kindergarten increased by 32% from 2002 to 2006. Some districts have seen larger increases than others.	 <b>IMPROVING</b>
Free/Reduced Lunch Eligibility	From 2002-2006, the rate of free/reduced lunches increased in the majority of school districts in the region, resulting in a 29% increase for the region.	 <b>WORSENING</b>
Students At-Risk	Between 2002 and 2006, the rate of at-risk students increased in the majority of school districts in the region, resulting in a 22% increase for the region.	 <b>WORSENING</b>

Limited English Proficiency (LEP)	Almost all school districts in the region had increases in the rate of LEP students between 2002 and 2006, resulting in an 18% increase for the region.	 <b>WORSENING</b>
Reading At Grade Level (3rd/11th Grade TAKS)	The percentage of students passing the 3 <sup>rd</sup> and 11 <sup>th</sup> grade TAKS reading exams increased in most school districts throughout the region from 2002-2006. Largest increases were seen in Dallas and Grand Prairie 3 <sup>rd</sup> Graders with 14.3% and 11.1% increases respectively; the largest increases amongst 11 <sup>th</sup> graders were seen in Allen (35.7%) and McKinney (29.7%). Disparities in passing rates between ethnic groups continue to exist.	 <b>IMPROVING</b>
High School Attrition	Intercultural Development Research Association (IDRA) reports that attrition rate, the percent of 9 <sup>th</sup> grade students who did not graduate with their class, decreased by 2% in the North Texas Region from 2002 to 2006.	 <b>SAME OR MIXED</b>
Births to Teens (10-19 yrs)	The number of births to teens decreased by 4% between 2000 and 2004 for the UWMD four county service region.	 <b>IMPROVING</b>
Violent Crimes Against Persons	The rate of violent crimes has decreased by 12% between 2001 and 2005 in the region.	 <b>IMPROVING</b>
Crimes Against Property	The rate of crimes against property in the region decreased 16% between 2001 and 2005. Dallas County is the only county in the region that had an overall increase (3%) in the rate of crimes against property over the past 5 years.	 <b>IMPROVING</b>
Family Violence	The rate of family violence has fluctuated in the region with decreases in all four counties in the region: Rockwall County (9%), Dallas County (8%), Denton County (30%) and Collin County (13%) from 2001 to 2005.	 <b>IMPROVING</b>
Child Protective Services (CPS) Summary	The rate of confirmed child abuse victims has increased in all four counties but Rockwall County. Rockwall County is the only county in the region that had a decrease from 2002 to 2006 – 46%. The number of initial intakes alleging abuse or neglect has gradually increased across the region with an increase of 28% from 2002 to 2006.	 <b>WORSENING</b>