

# 2005 Community Needs Assessment

## Seniors

In a recent report, the Texas A&M Data Center projected that “there will be 502,625 persons age 60 and over in the North Central Texas region by the year 2020, an increase of 155% during the course of 20 years.” By 2040, the increase will be close to 444%.

For most older adults, the desire to live independently for as long as possible is very high on the list of priorities.

A significant challenge to remaining independent is to stay physically and mentally healthy. Older adults are finding it hard to meet the challenges of maintaining mental and physical health. Financial challenges coupled with an overloaded geriatric health system create particular burdens for older adults. These challenges also create a burden for the growing number of caregivers for the elderly who are helping older loved ones face challenging health issues.

Financial pressures on older adults are significant, whether related to health, housing, or other basic needs. Many are returning to the workforce to make financial ends meet. A number are unable to obtain the medications they need to stay healthy or are forced to make serious choices between medication and other critical needs, such as food or utilities.

Older North Texans are also increasingly facing abuse and/or neglect situations as evidenced by intake and investigation numbers of Texas Adult Protective Services. Statistics from the Dallas Police Department show increased crime against all older residents over the age of 55.

Many older North Texans wish to remain involved in their community. Congregate meal programs are serving an increasing number of meals (+7,862 meals across all counties from 2002 to 2004). Volunteer programs for older adults are also seeing an increasing number of individuals, particularly over the age of 60, looking to remain active in their community and daily life. The Retired Senior Volunteer Programs in Dallas and Denton Counties each saw an 8% increase in volunteers from 2002 to 2004.

As noted in this 2005 assessment, changes are occurring in North Texas for older adults who are trying to live independently, maintain their physical/financial health, and stay involved in their community.

Notes:

Due to a lack of sufficient regional data for North Texas for select indicators in this chapter, national studies will be cited as relevant. It is assumed that these national numbers will hold true locally, but this may not always be the case.

Different age requirements are in place for the definition of the beginning age of older adults for the purpose of statistical analysis. This is because the data sources use different definitions.

Definitions:

Medicare: Federal health insurance program for persons age 65 and over who have contributed to the system, and some younger persons with disabilities.

Medicaid: Federal/State health insurance program for elderly and disabled persons, who have low incomes and limited resources.

# Regional Priorities

## **Independence and well-being**

- Being involved with others in their community enhances physical and mental functioning for seniors.
- Transportation should be handicap-accessible and go between counties.
- There is a growing need for caregivers to assist seniors with everyday living activities that allow them to be autonomous and self-sufficient.
- Seniors need to have access to safe and affordable housing.

## **Health Care Costs and Challenges**

- The number of providers accepting Medicare is steadily shrinking. As a result, seniors are having a difficult time accessing health care services.
- The cost of prescription drugs is increasing, making it difficult for low-income seniors to meet their prescription drug needs.
- Gaps in government funding make mental health services difficult for low-income seniors to access.

## **Abuse, neglect, and exploitation of seniors**

- Seniors should feel safe physically and financially.

# Priorities of Concerns for Individual Counties

## COLLIN COUNTY

- Independent living for seniors (in-home and community support services)
- Health care costs and challenges for seniors
- Caregiver support to ensure seniors can live independently
- Abuse, neglect, and exploitation of seniors

## DALLAS COUNTY

- Affordable and accessible housing
- Health care costs and challenges for seniors
- Caregiver support to ensure seniors can live independently
- Abuse, neglect, and exploitation of seniors

## DENTON COUNTY

- Independent living supports such as safe and affordable housing, transportation, and availability of medical care service providers
- Increase in low-income senior population
- Abuse, neglect, and exploitation of seniors

## ROCKWALL COUNTY

- Increased demand for congregate meals

## Legislative Impact


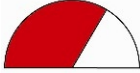




There are many issues greatly impacted by decisions of the state legislature: level of funding, criteria for both initial eligibility and continuation in the system, reimbursement rates for providers (which help determine if recipients who are eligible for services can find available providers), etc.

The 2003 Legislative Session had a major impact on many of the issues discussed in this report. An analysis and discussion of those impacts on both service recipients and to community as a whole are found on the United Way website (<http://www.unitedwaydallas.org/InsideUW/PublicPolicy.htm>)

By the time this report is published, the 2005 Legislative Session will have changed some of those outcomes and will have enacted legislation that will have new impacts. At the time of the publication of this report, information will be available on how to access a revised legislative impact report online. For additional information, visit the Public Policy page of the United Way website located at <http://www.unitedwaydallas.org/InsideUW/PublicPolicy.htm>



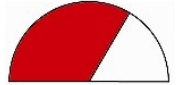



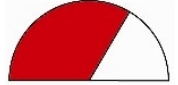
# 2005 Community Needs Assessment

## Seniors

INDICATOR	SUMMARY	TREND	CONDITION
<p>Independent Living</p>	<p>In 2005, the average monthly income needed to afford a two-bedroom apartment in the city of Dallas was \$2890. The average Social Security benefit per month is currently \$1,051.</p>	<p style="text-align: center;">   <b>Worsening</b> </p>	<p style="text-align: center;">   <b>Concerned</b> </p>
<p>Financial/ Protection</p>	<p>Across the nation, 9% of older adults age 65-74 in poverty. The US Census shows that older adults over the age of 60 living in poverty increased from 9.7% in 1999 to 10.4% in 2002.</p> <p>Between 2003 and 2004, Adult Protective Services show that intakes for abuse and neglect caes have increased by 17%</p> <p>Between 2001 and 2003, the number of nursing home complaints in Dallas County to ombudsman programs have increased 25%.</p>	<p style="text-align: center;">   <b>Worsening</b> </p>	<p style="text-align: center;">   <b>Critical</b> </p>
<p>Community Involvement</p>	<p>Across the United Way four county service area, the number of congregate meals services and other social related activities remained stable.</p> <p>Between 2002 and 2004, the number of Dallas County clients served by RSVP, Retired Senior Volunteer Program, increased by 8%.</p>	<p style="text-align: center;">   <b>Same or Mixed</b> </p>	<p style="text-align: center;">   <b>Concerned</b> </p>

# SENIORS

## INDEPENDENT LIVING

INDICATOR	SUMMARY	TREND	CONDITION
Use of Health Care Services	<p>According to the Texas Challenge Report, Texas seniors over the age of 65 are projected to see a 74% increase in physician office contacts, 74% increase in days of hospital care, and 75% increase in number of nursing home residents. By 2040, population age 60 and over is projected to grow by more than 444% in North Texas.</p> <p>Growing demand for long term care services during the next five years. Projected demand by 2010 for the region in nursing home beds is 31,308 beds. The current supply is less then 30,000.</p>	 Worsening	 Critical
Mental Health	<p>In 2002, 20% of older adults over the age of 85 and 13% of older adults between the ages of 65 and 69 showed clinically-relevant depressive symptoms.</p> <p>According to the 2001 by the Federal Interagency Forum on Aging study, 3% of women and 2% of men age 65 and over reported experiencing symptoms of serious mental illness (e.g. schizophrenia, bipolar disorder, severe depression).</p>	N.A.	 Concerned
Housing	<p>In 2003, the average monthly income needed to afford a two-bedroom apartment in the City of Dallas was \$2,890. The median national monthly income in 2003 of older persons (age 60+) who rent was \$1,020. The average Social Security benefit per month is currently \$1,051.</p>	 Worsening	 Critical
Caregiver Support	<p>By 2012, it is estimated that 166,000 caregivers will be needed to care for older adults in the UWMD four county service region.</p> <p>By 2007, 39 million households across the nation are projected to be involved with the care of someone over the age of 50. This is an increase from 22 million U.S. households in 1997. (Family Caregiver Alliance)</p> <p>According to the 2000 US Census, 17% of total population age 65 and over in the City of Dallas are living alone.</p>	 Worsening	 Concerned

# Independent Living - North Texas Overview

The Texas A&M Data Center projected that “there will be 502,625 persons age 60 and over in the North Central Texas region by the year 2020, an increase of 155% during the course of 20 years.” By 2040, the increase is close to 444%.

Remaining independent is a primary goal of most adults over the age of 60. Unfortunately, this population faces many challenges to maintaining their independence.

The U.S. Census Bureau notes in findings from the 2000 census that “37.7% of those ages 65 and older have a severe physical disability. By age 85, the incidence rate increases to 57.6%.” Unfortunately, according to a recent report by the North Central Texas Council of Government’s Area Agency on Aging (NCTAAA), “Within the North Central Texas Region, the network of healthcare providers for older adults is already showing strain. Statewide, there are fewer than 100 geriatricians.”

A 2001 study by the Federal Interagency Forum on Aging found that the leading cause of death among people age 65 and over were diseases of the heart (1,632 deaths per 100,000 people), followed by malignant neoplasms (cancer) (1,100 per 100,000), cerebrovascular diseases (strokes) (404 per 100,000), chronic lower respiratory diseases (301 per 100,000), influenza and pneumonia (155 per 100,000), and diabetes mellitus (151 per 100,000).

In addition, diseases such as Alzheimer’s continue to be a significant challenge to remaining independent. The Centers for Disease Prevention and Control notes that “the prevalence of Alzheimer’s disease in the general population increases sharply with age, doubling approximately every five years after the age of 65.” For Texas, the prevalence rate for Alzheimer’s in adults over the age of 75 is 14%. *(Additional information on health and older adults can be found in the Health Section of this Needs Assessment.)*

Those without private financial resources or insurance will find fewer options to staying healthy as Medicare and Medicaid become even less able to cover the rising cost of medical care. A recent report by the Federal Interagency Forum on Aging noted that “from 1977 to 2001, the percent of household income (dedicated to health expenses) that people age 65 and over with out-of-pocket spending for health care services increased from 15% to 22%.”

Drug and alcohol abuse are a growing concern for older adults. A 2000 survey by the Texas Department of Health, comparing data to 1999, showed greater indications of abuse (occasional use) and dependence (chronic user pattern) of both alcohol and drugs (prescription and illegal) among the population age 60 and over in Texas. The population age 65 and over had higher percent rates of both abuse (2.7%) and dependence (0.4%) of alcohol and drugs than the population age 60 to 65 (2.4% and 0.3%).

While local statistics on mental health are extremely limited, a review of national studies gives some light to mental health challenges for older North Texans. As an example, a

recent study by the Federal Interagency Forum on Aging noted that “In 2002, the proportion of people age 65 and over with clinically-relevant depressive symptoms was higher for people age 85 and over (20%) than for people age 65-69 (13%). Three percent of women and two percent of men age 65 and over reported experiencing symptoms of serious mental illness like schizophrenia, severe depression, etc.”

There is a continued strong demand for home delivered meals in North Texas. From 2002 to 2004, more than 100,000 additional meals were served to adults over the age of 60 in Collin, Dallas, Denton, and Rockwall Counties. Unfortunately, funding has not kept pace with demand, according to a recent analysis by local Area Agencies on Aging.

Adequate housing is also necessary for independent living. Given the population growth among Texans ages 65 and over, there is an increasing demand for affordable and accessible housing. Currently, the monthly income needed to afford a two-bedroom apartment in the City of Dallas at fair market rent is \$34,000. The 2003 Profile of Older Americans notes that the median family income of older adults (age 60+) who rent was \$12,233. The average Social Security benefit per month is currently \$1,051. The Federal Interagency Forum on Aging notes that, “between 1987 and 2002, the percent of expenditures devoted to housing rose among households headed by older Americans in all income groups.” If considering publicly subsidized housing in Dallas, an older adult can face up to a 24 month wait according to the Dallas Housing Authority Web site (<http://www.dallashousing.org/>).

For those needing a nursing home, the demand for beds will continue to outstrip the supply for the foreseeable future in the region. By 2010, the region’s projected demand for nursing home beds is 31,308 beds. The current supply is approximately 33,000 beds, with nearly 25% of local nursing facilities facing bankruptcy, the potential supply may well decrease in the near term. In particular, low and moderate-income older adults will be challenged to find affordable, quality nursing home care.

Caregiver support for older adults also continues as an important issue in North Texas. According to a recent Centers for Disease Control and Prevention Report (2004), nationally, “roughly one out of every four households were involved in caring for someone age 50 or older.” A Texas Department of Aging analysis, using 2002 Census data, projects more than 166,000 caregivers in the United Way four county service area for seniors by 2012. Family caregivers of older adults are seeking support. For the fourth straight year, the Senior Source has seen an increase in calls to its Eldersupport Program (+1,940 calls or a 66% rate increase from 2001 to 2004).

## **Regional Trends**

- “The Texas A&M Data Center projects that there will be 502,625 persons age 60 and over in the North Central Texas region by the year 2020, an increase of

155% during the course of 20 years.” By 2040, the increase is close to 444%. In comparison, the total household population of the four county United Way service area is projected to grow by 139% during the time span to 2030, according to studies done by the North Central Texas Council of Governments.

- While deaths from suicide among those over the age of 55 increased 9% between 2001 and 2002, the population age 55 and over increased by 15%.
- Between 2003 and 2004, older adults over the age of 60 had an increase of 1,150 information and referral service calls.
- Across the United Way of Metropolitan Dallas service region, there was an increase of 101,791 home delivered meals between 2002 and 2004.
- By 2010, the region’s projected demand for nursing home beds is 31,308 whereas the current supply is approximately 33,000 beds. Many of the currently available beds are private pay only.
- From 1990 to 2000, 32,731 adults over the age of 55 continue to live in owner or renter occupied housing.

# Independent Living

## Collin County

- Between 2003 and 2004, Collin County had an increase of 33,452 home delivered meals.
- While the population over the age of 55 grew 38%, the second largest percent change in deaths from suicide for individuals over the age of 55 between 2001 and 2002 at 38%. Population age 55 and over grew at 21% for the same year.
- From 1990 to 2000, there has been a 10% increase in the number of older adults over the age of 55 living on their own.

## Dallas County

- Slight increase in suicide rates between 2001 and 2002. Two percent growth rate in suicides compared to 9% overall growth rate in population over the age of 55.
- Greatest number of nursing home beds (22,046) and skilled nursing care slots (11,023) in region. Next to smallest percent of persons age 65 and over living in nursing facilities (4.4%).
- 9% growth in population age 55 and over living in owner or renter occupied housing between 1990 and 2000. (14% in 1990 to 23% in 2000)
- Increase in home delivered meals from 2003 to 2004 (+57,791 meals, +7%)

# Independent Living

## Denton County

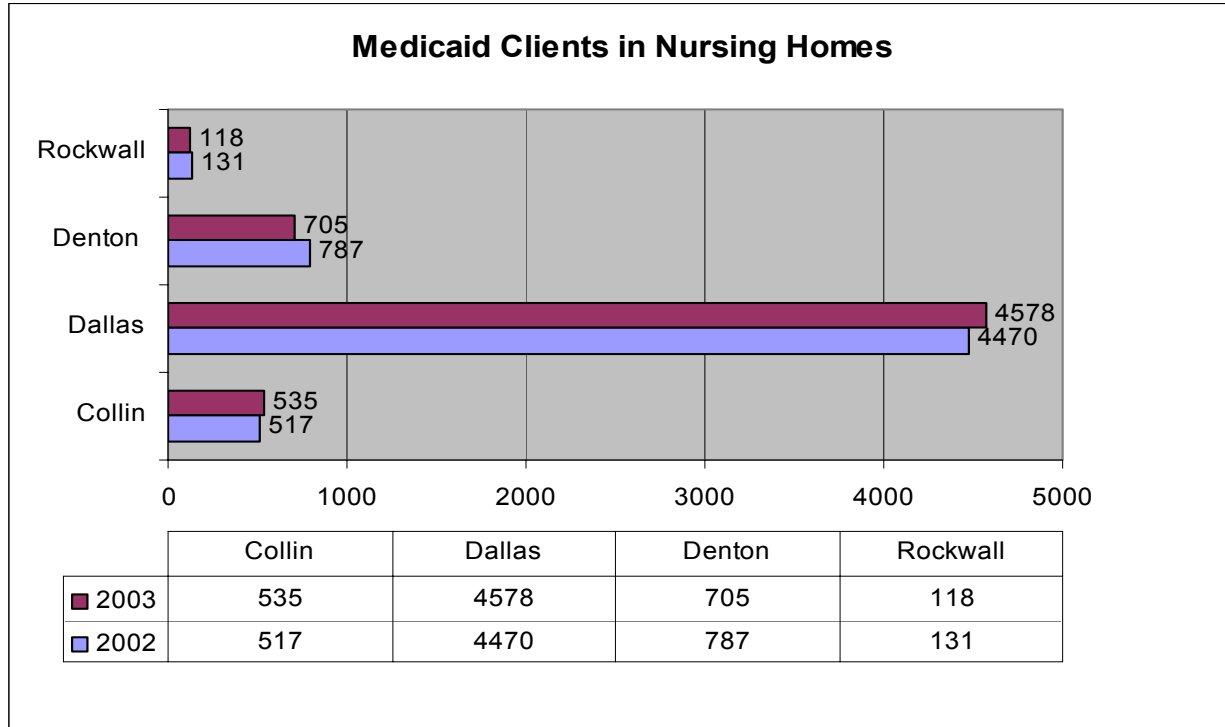
- Deaths from suicide for the population over the age of 55 increased by 100% from 2001 to 2002. Most dramatic increase between those years in UWMD service area.
- 5.8% of population age 65 and over living in nursing facilities or other group quarters.

## Rockwall County

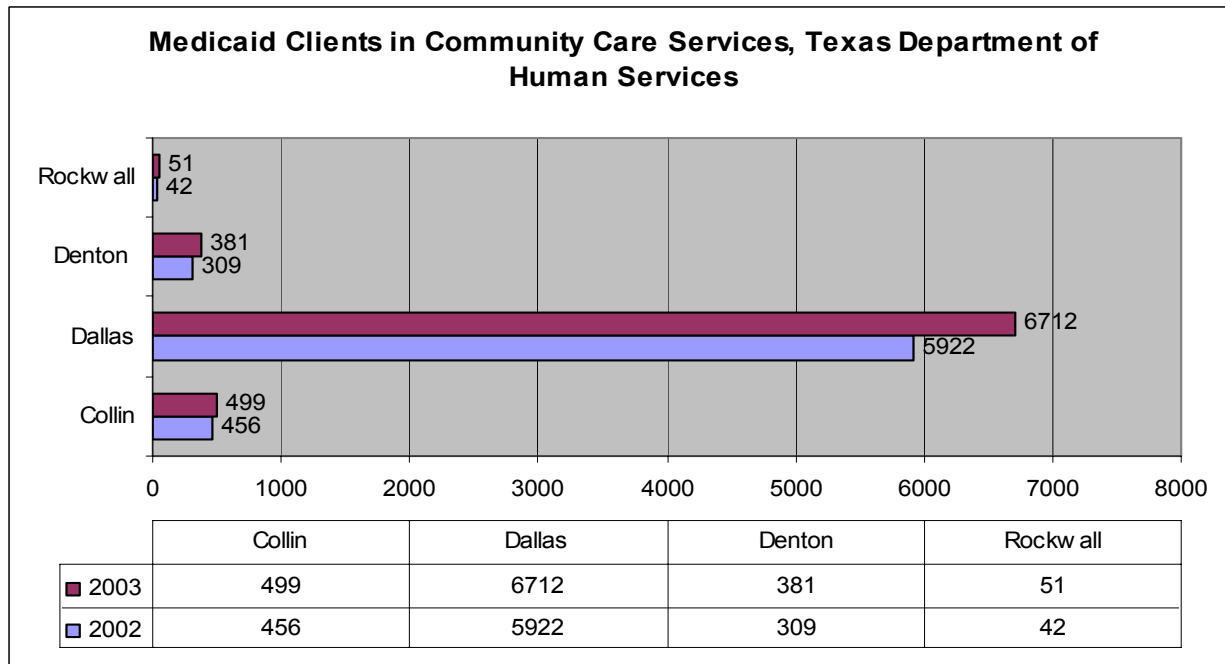
- No reported deaths from suicide reported in 2002 for the population over the age of 55.
- Largest percent of population age 65+ (13%) in nursing facilities or other group quarters.

# Independent Living - Supporting Data

## Medicaid Clients



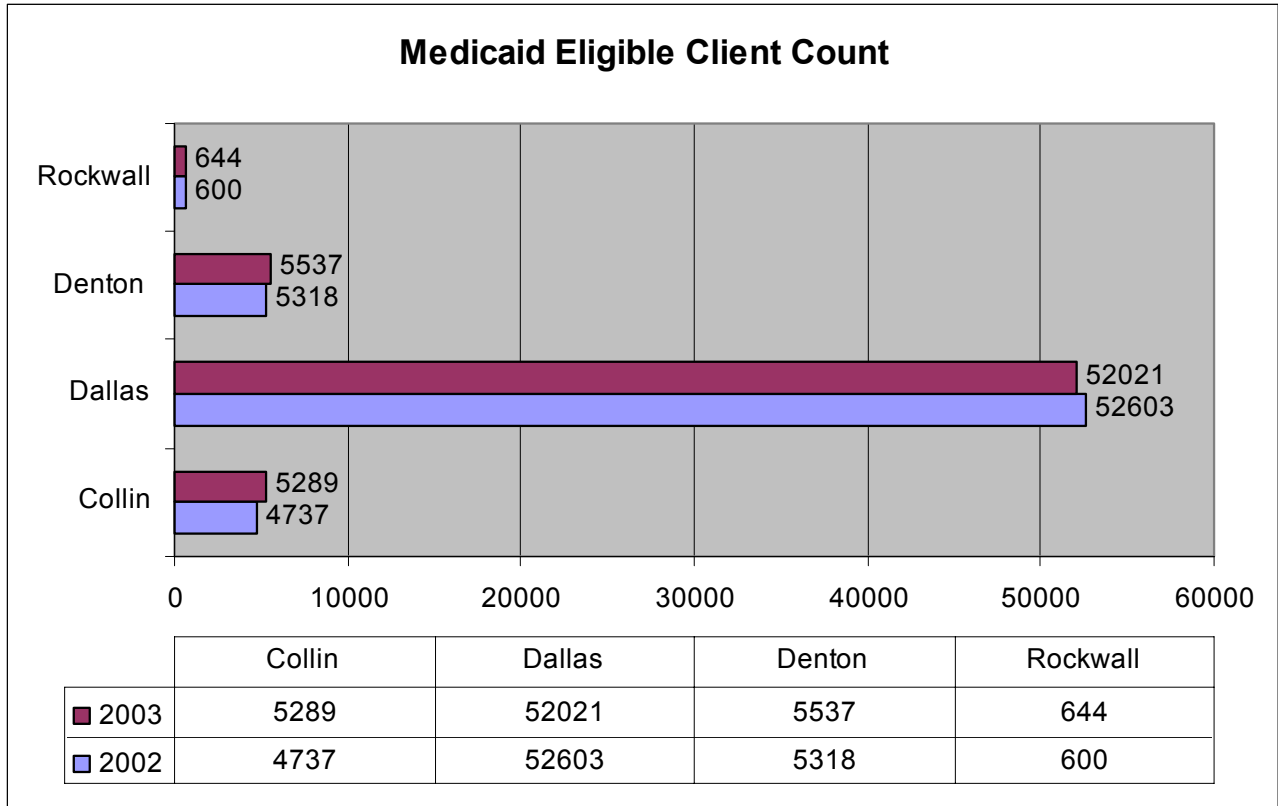
Source: Texas Department of Aging and Disability Services, Long Term Care Information by County



Source: Texas Department of Aging and Disability Services, Long Term Care Information by County

# Independent Living - Supporting Data

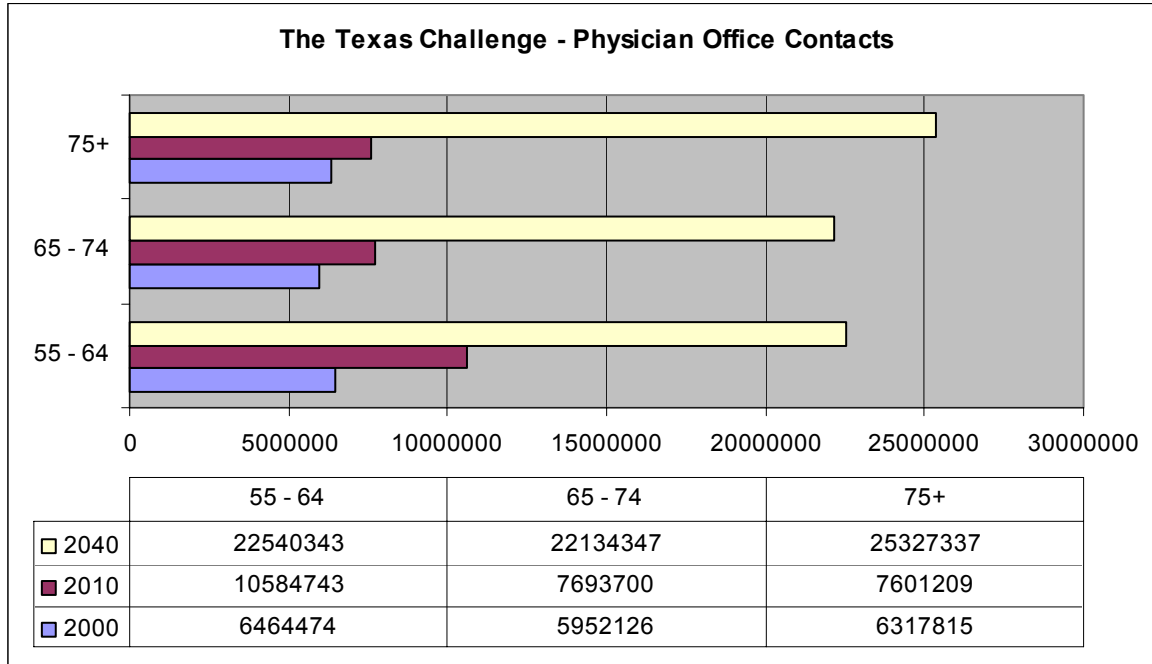
## Medicaid Clients



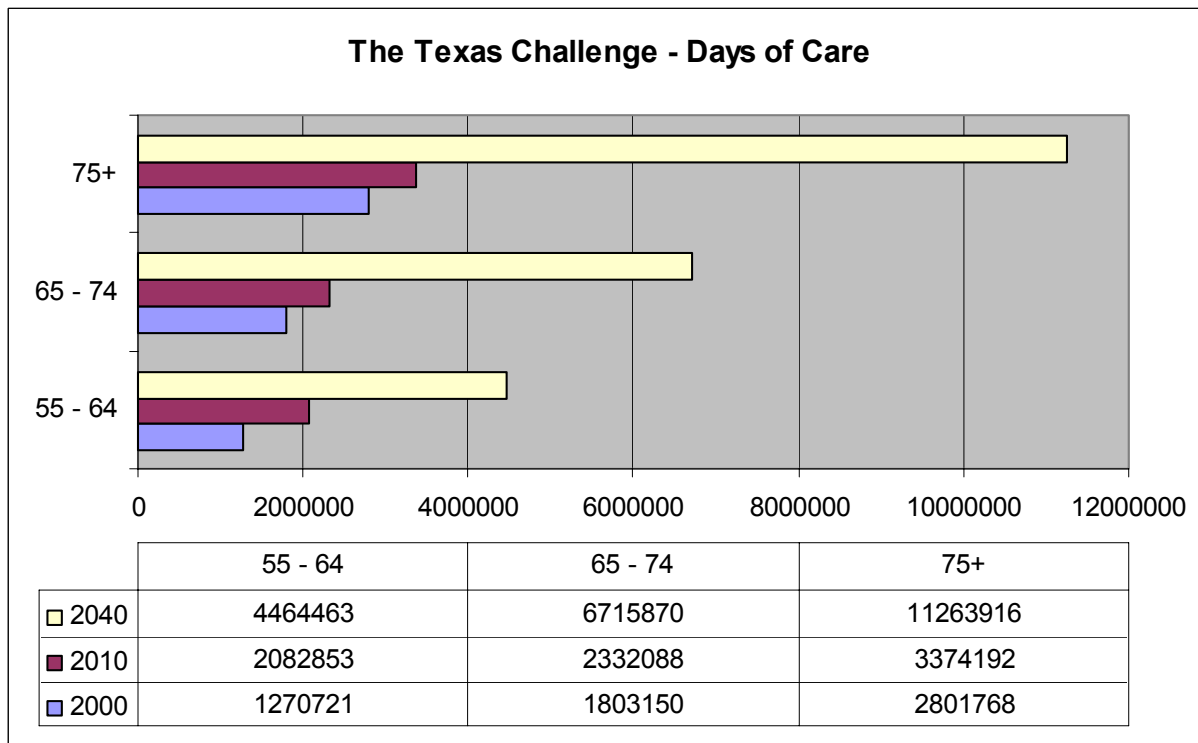
Source: Medicaid Eligible by County, Aged & Disabled Office, Texas Department of Aging and Disability Services

# Independent Living - Supporting Data

## Health Care



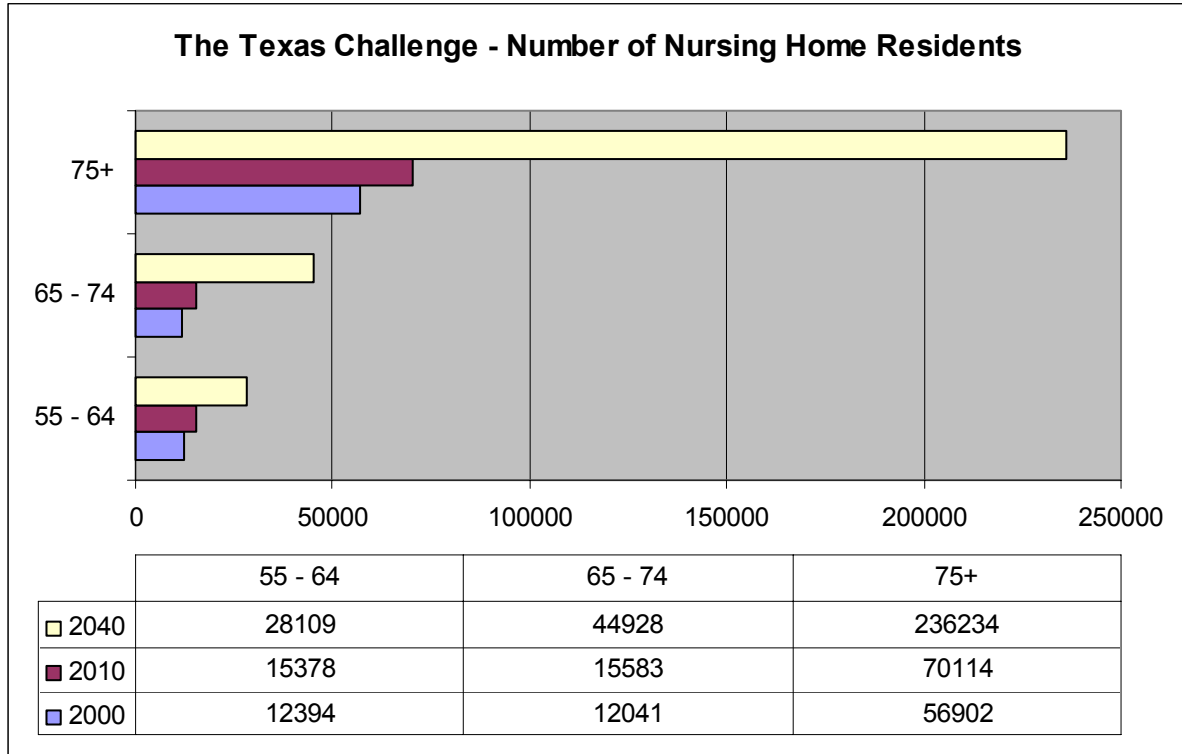
Source: The Texas Challenge in the 21<sup>st</sup> Century, The Center for Demographic and Socioeconomic Research and Evaluation, Texas A&M



Source: The Texas Challenge in the 21<sup>st</sup> Century, The Center for Demographic and Socioeconomic Research and Evaluation, Texas A&M

# Independent Living - Supporting Data

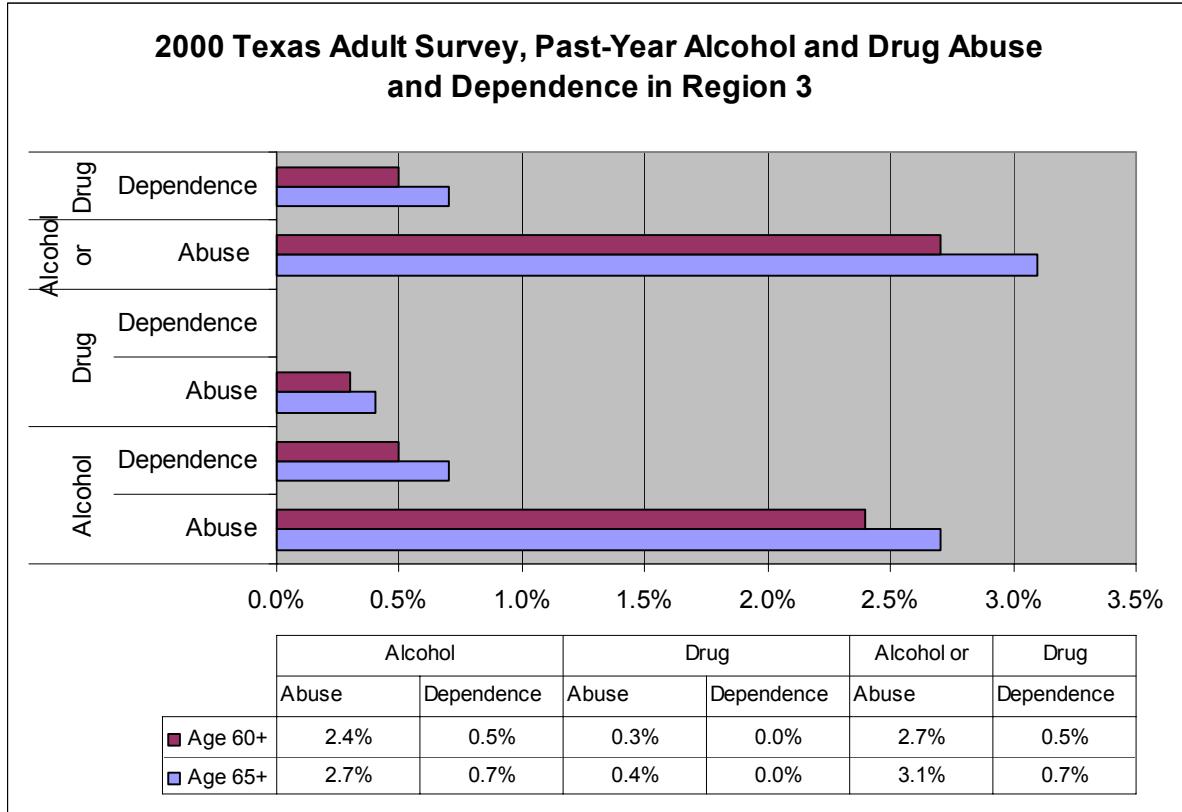
## Nursing Home



Source: The Texas Challenge in the 21<sup>st</sup> Century, The Center for Demographic and Socioeconomic Research and Evaluation, Texas A&M

# Independent Living - Supporting Data

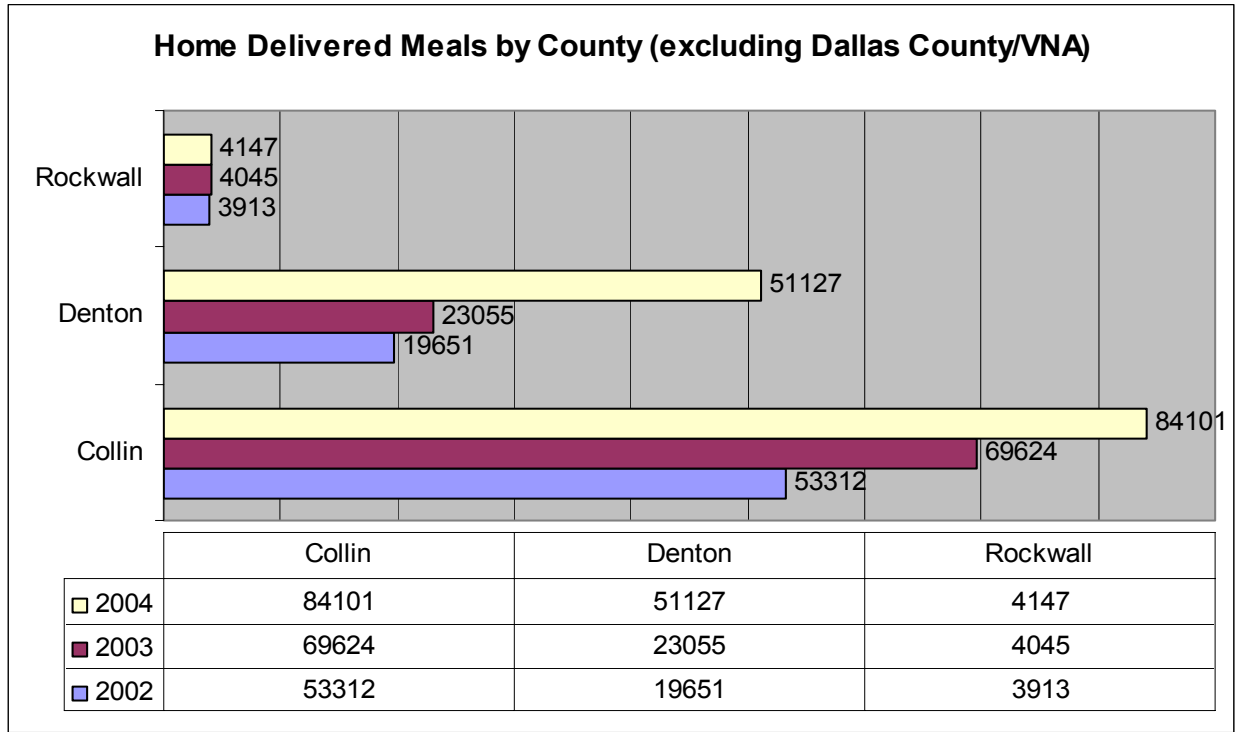
## Substance Abuse



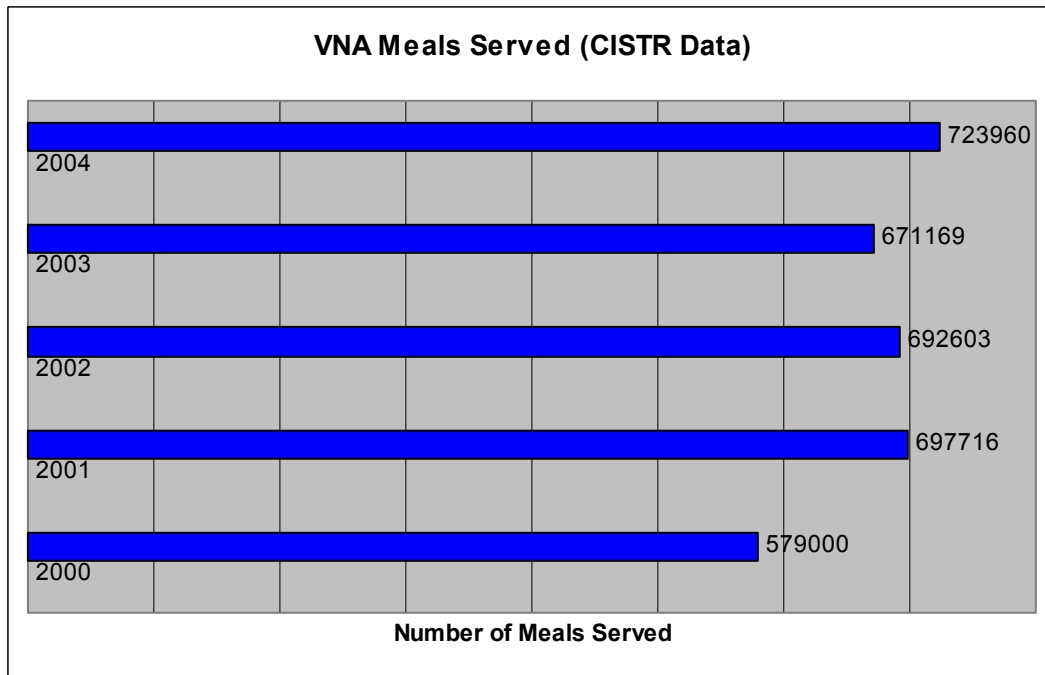
Source: 2000 Texas Adult Survey, Texas Department of State Health Services, Region 3

# Independent Living - Supporting Data

## Home Delivered Meals



Source: CISTR Data (UWMD Community Investment System for Tracking & Retrieval) and NCTAAA



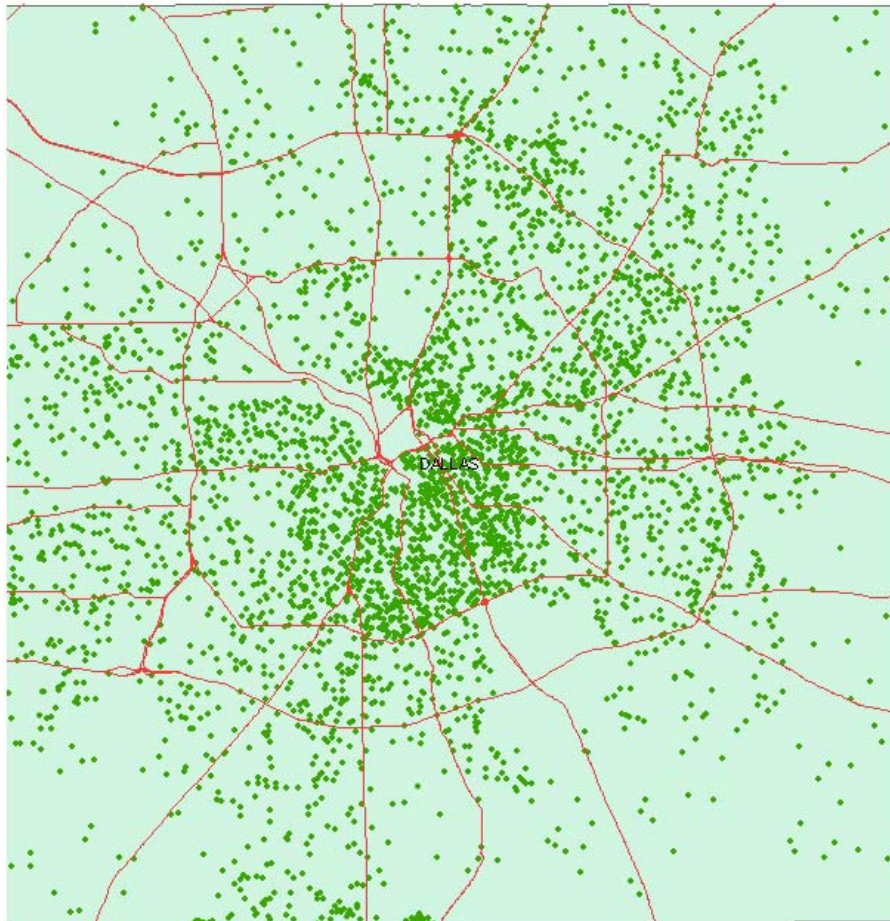
Source: Visiting Nurse Association, Meals on Wheels Program, Agency Report

- Home Delivered Meals Only

# Independent Living - Supporting Data

## Home Delivered Meals

Visiting Nurse Association  
Meals on Wheels  
CISTR Client Distribution Map  
January - December 2004



**Legend:**

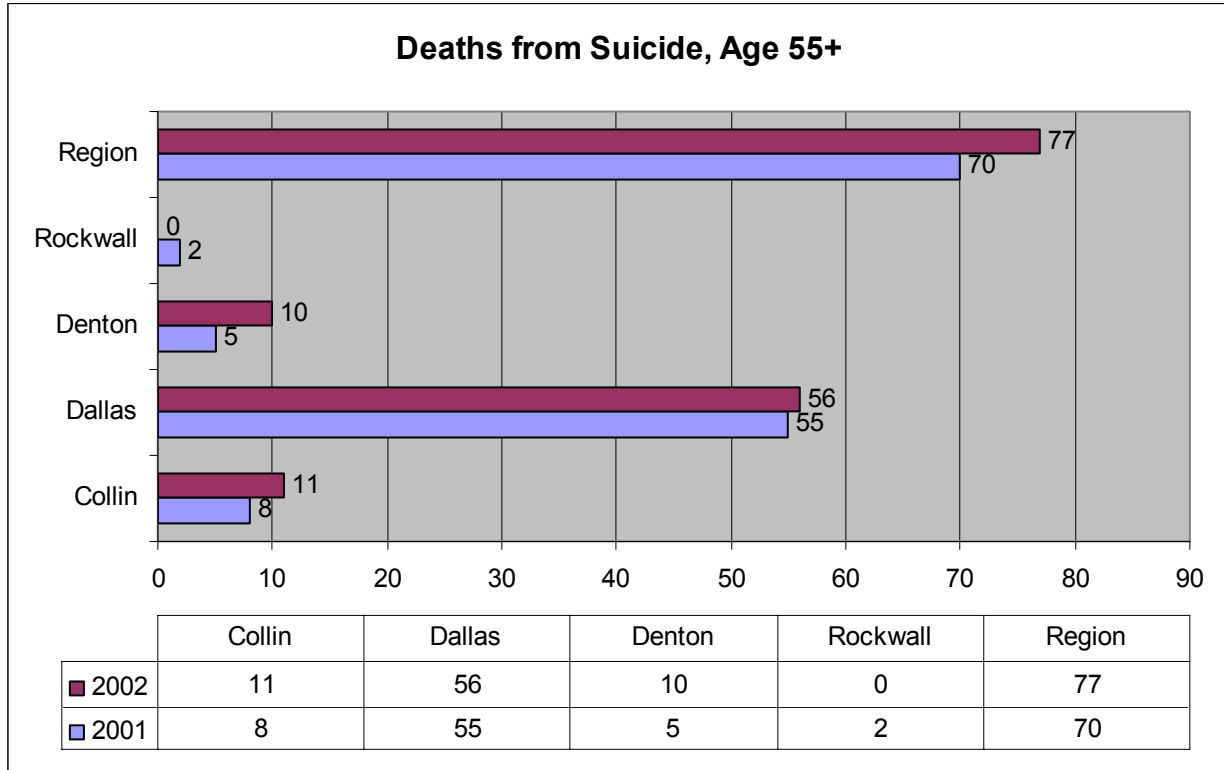
**1 Dot = 1 Client**



Note: Unknown and At-Large Client Counts Not Included.  
CISTR Data is Time-Specific and Source-Limited  
All Client Dots May Not Be Visible Due To Zoom Level.

# Independent Living - Supporting Data

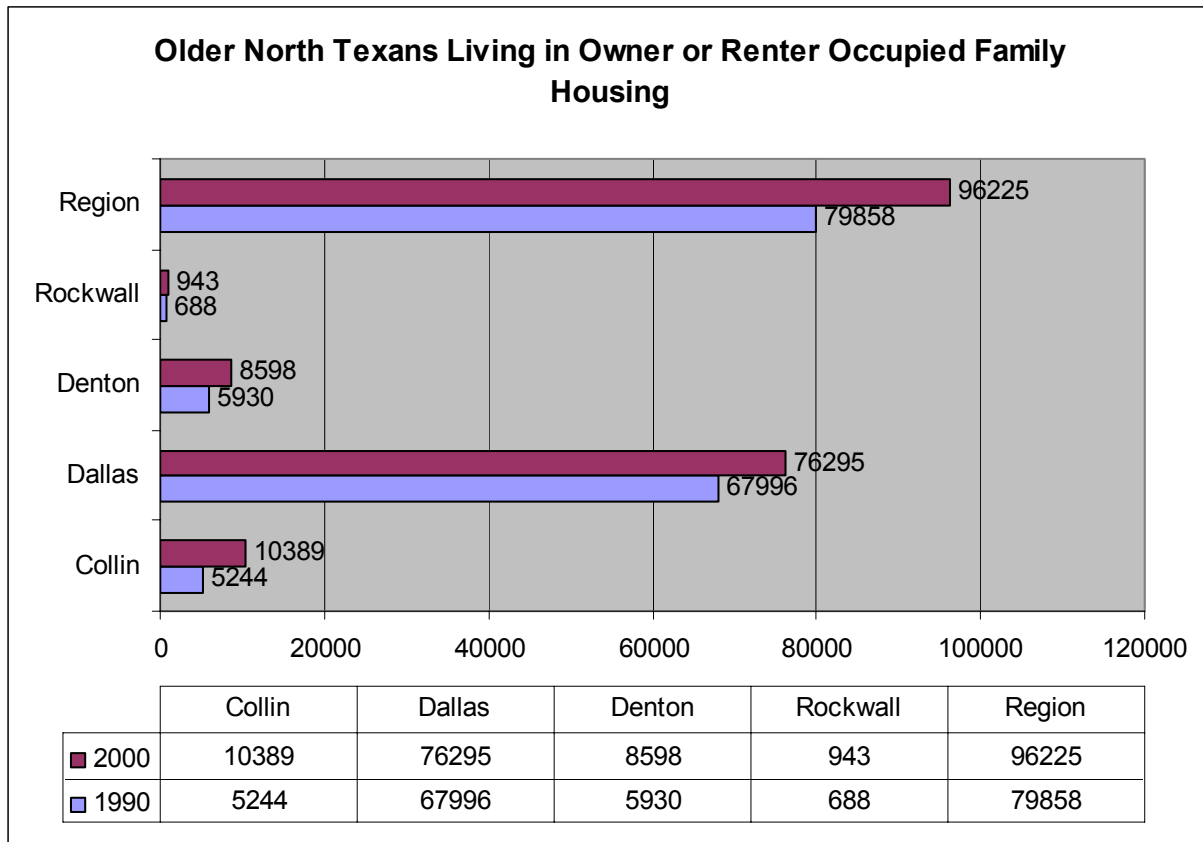
## Suicides



Source: Texas Department of State Health Services

# Independent Living - Supporting Data

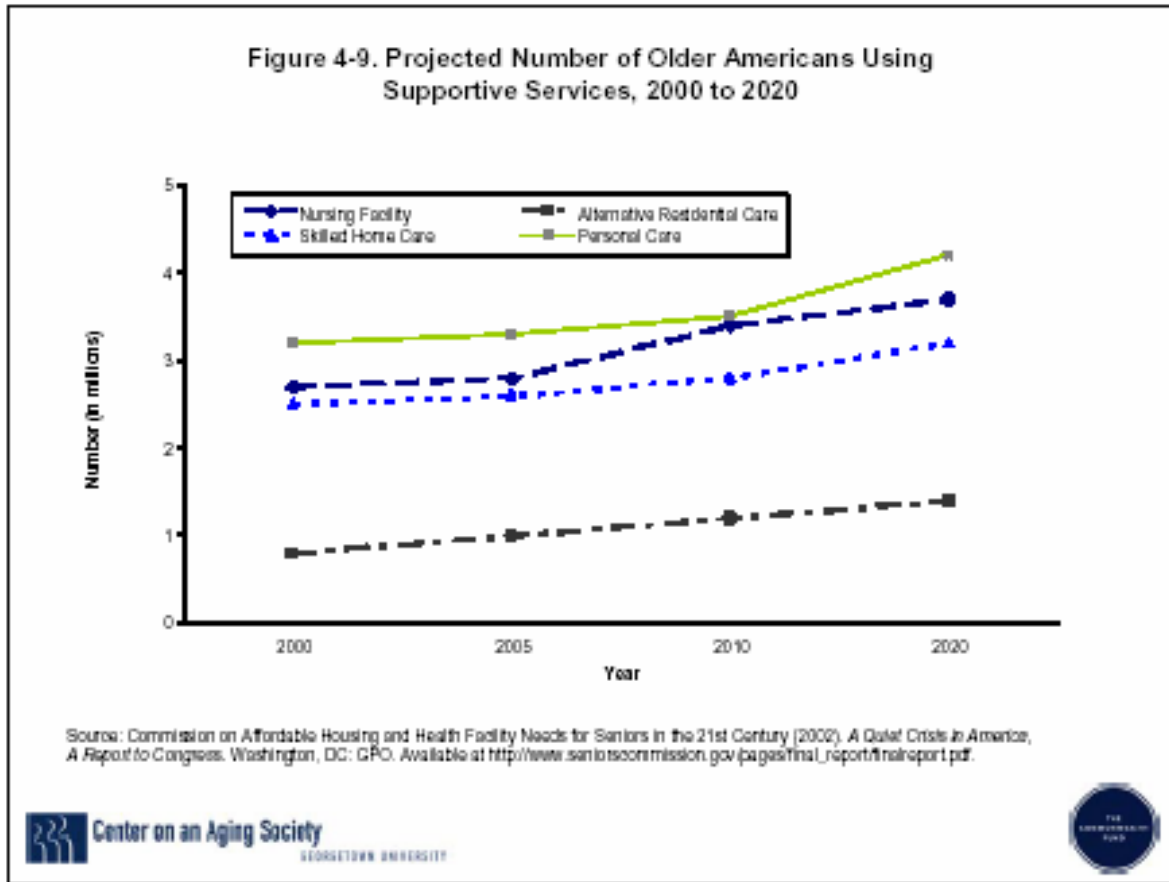
## Housing



Source: United States Bureau of the Census: 1990/2000

# Independent Living - Supporting Data

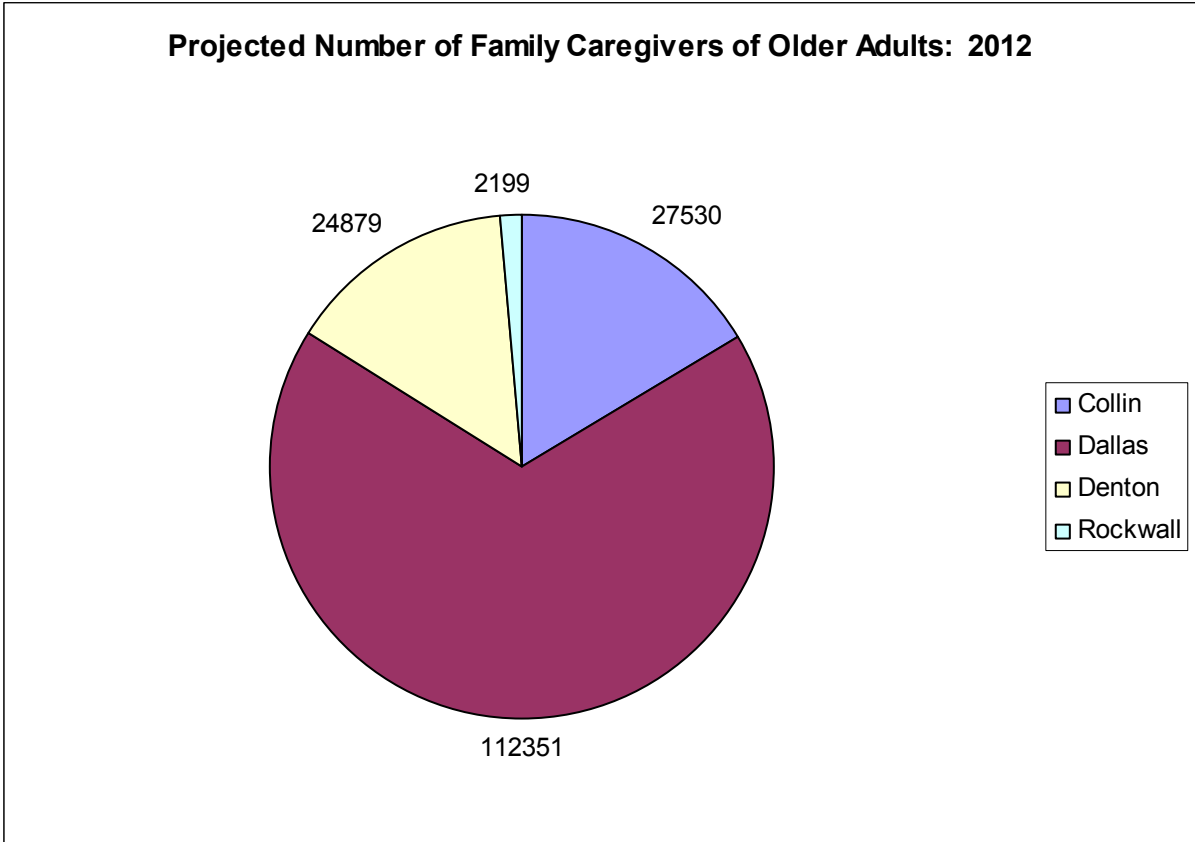
## Caregiver Support



Source: Center on an Aging Society, *Demography Is Not Destiny II*

# Independent Living - Supporting Data

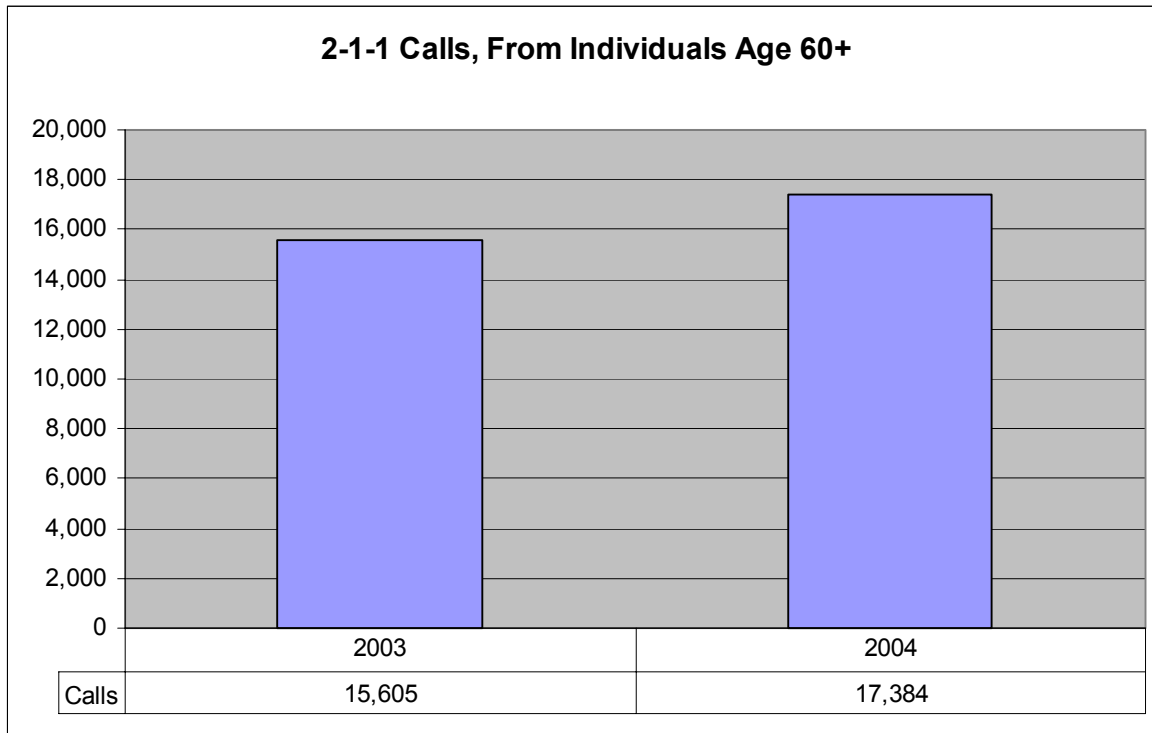
## Caregiver Support



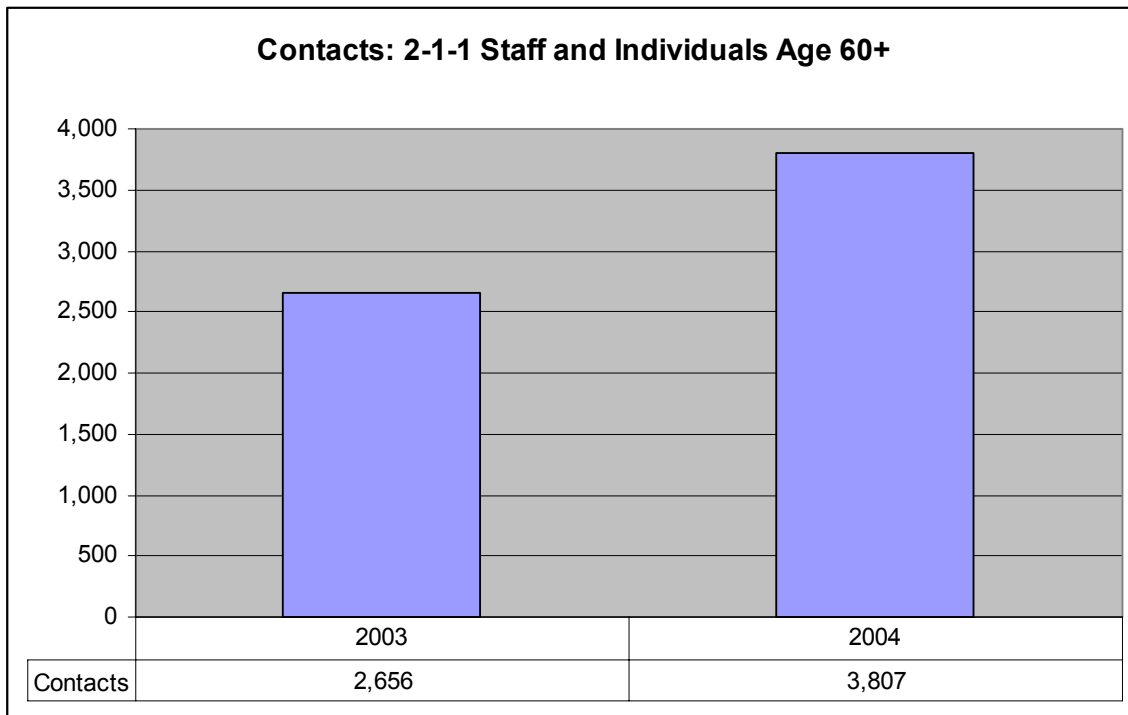
Source: UWMD Projection using TX Department of Aging and Disability Services Analysis and 2000 U.S. Census Data.

# Independent Living - Supporting Data

## 2-1-1 Calls



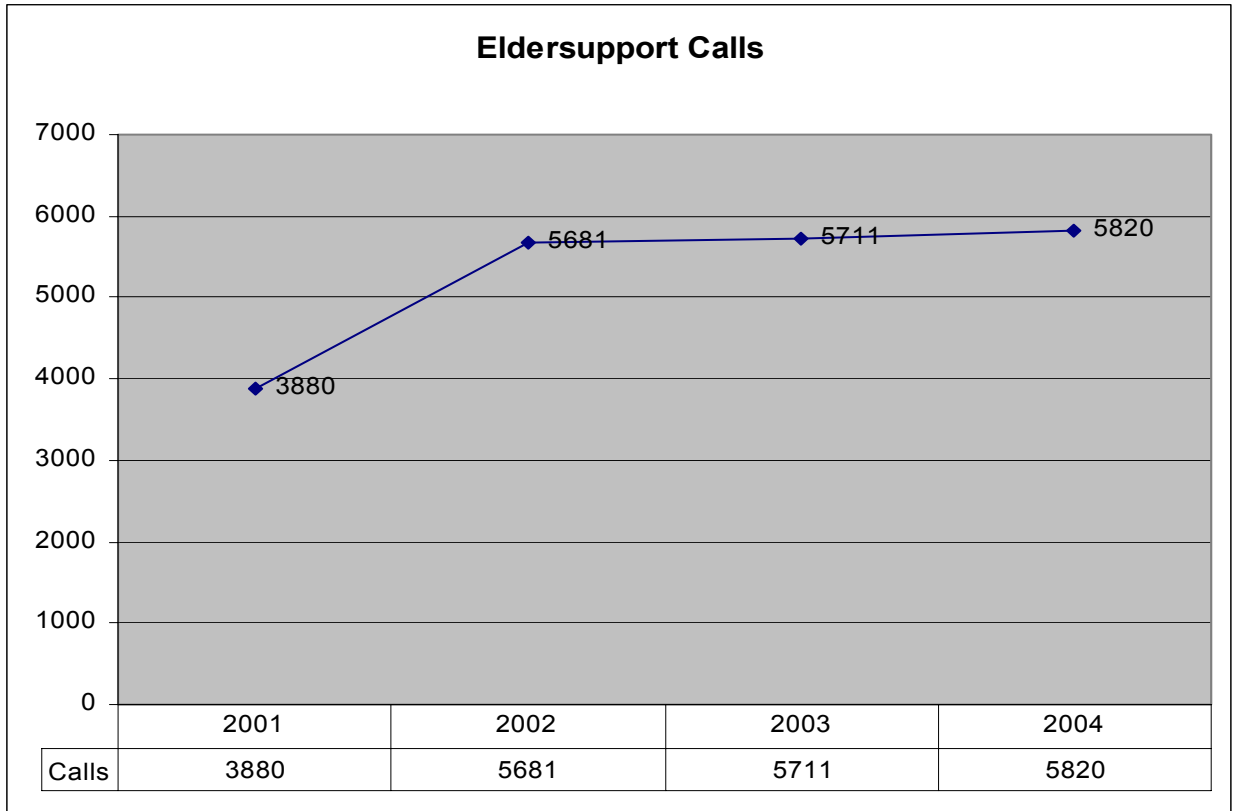
Source: 2-1-1 Information Database, Community Council of Greater Dallas



Source: 2-1-1 Information Database, Community Council of Greater Dallas

# Independent Living - Supporting Data







## Eldersupport Calls



Source: The Senior Source, Eldersupport Program, Agency Database

# SENIORS

## FINANCIAL/PROTECTION

INDICATOR	SUMMARY	TREND	CONDITION
Employment	<p>According to a 2002 General Accounting Office (GAO) study, one out of every six workers in the American workforce will be over the age of 65 by 2008. A Harris Poll in 2000 noted that more than four million people over the age of 65 would like to be working and are not.</p>	 Same or Mixed	 Concerned
Crime and Abuse	<p>Increased number of intakes (+17%) across all North Texas counties for Texas Department of Family and Regulatory Services during the past year. Total investigations up (+10%) for all counties except Rockwall (-9%).</p> <p>City of Dallas Police Department showing an increase in the number of victims (all crimes, +1,285 victims, 4.5% increase) between 2001 and 2002 for both those age 50 to 64 and those age 65+</p> <p>Nursing Home Complaints to the Dallas County Nursing Home Ombudsman Program up from 2002 to 2003. (+962 Complaints from 2002 to 2003, +83%).  <i>Note: Comparison of 2003 to 2004 not done as 2004 numbers include addition of assisted living facilities not counted in previous years.</i></p>	 Worsening	 Critical
Financial	<p>In 2002, 3.6 million elderly nationwide (10.4%) lived in poverty.</p> <p>A study by the Federal Interagency Forum on Aging notes that “the percent of people age 65 and over with out-of-pocket spending for health care services increased between 1977 and 2001 from 83% to 95%.”</p> <p>Nearly 31% of Texas seniors do not have prescription drug coverage. More than 35% did not fill a prescription and/or skipped dosages because of other financial needs and/or medication cost according to a recent State study. (<i>Pre-Medicare Drug Discount Card Numbers</i>)</p>	 Worsening	 Critical

# Financial/Protection - North Texas Overview

Many older adults over the age of 60 in North Texas are dealing with financial hardships. A smaller pool of older individuals is also facing direct challenges to their physical protection from either abuse and/or neglect.

A recent report by the Center on an Aging Society noted “nearly four out of 10 people age 65 and over are poor or near-poor, with income at or below 200% of the poverty line for individuals (\$17,256 in 2002). Information from the United States Census Bureau indicates that many persons age 55 to 64 that are living in poverty are also uninsured. Those over the age of 65 are increasingly dependent on Medicare and Medicaid for their health insurance. Fewer companies are providing full health care coverage in retirement packages. And, as the economic recession continued, older adults drew down their retirement reserves to cover health care costs. A study by the Federal Interagency Forum on Aging notes that “the percent of people age 65 and over with out-of-pocket spending for health care services increased between 1977 and 2001 from 83% to 95%.” In 2004, a Center for Diseases Control and Prevention report noted that “the cost of providing health care for one person age 65 or older is three to five times greater than the cost for someone younger than 65.”

In its 2002 publication, “The State of Our State on Aging”, the Texas Department of Aging concluded that “nearly one-third of Texas seniors (31%) do not have prescription drug coverage.” The study was conducted before the Medicare Drug Discount card was made available to older adults and numbers for the impact of this legislation are not yet available. “Seniors without drug coverage reported out-of-pocket drug expenses at twice the rate of those with coverage. More than a third (35%) did not fill a prescription and/or skipped dosages because of the cost of their medications.” A national study indicates that, among persons with diabetes, under use of medication due to cost is more prevalent among those age 55 to 64 than among those over the age of 65.

Intakes and investigations by Texas Department of Family and Regulatory Services increased by more than 600 cases in the four county area between 2003 to 2004. Collin and Denton counties saw significant increases in both intakes (+24%, +26%) and, in the case of Denton, investigations (+22%) during the past year.

Nursing home complaints to the Dallas County Nursing Home Ombudsman Program have steadily increased during the last four years. From 2002 to 2003, complaints went up 83%. For 2004, the indicator data included the addition of assisted living facilities and must be taken in context. However, it appears that the trend line of increasing complaints continued into last year across facility categories.

Crime data against older adults for the region is fairly limited. However, based on crime statistics from the City of Dallas Police Department it also appears that younger older adults (those age 50 - 64) are likely to be more affected by crime in all its forms than older segments of this population group (age 65+).

## **Regional Trends**

- Increasing number of adults (+1.2% from 2001 to 2002) between the ages of 45 and 64 are without any health insurance (13% of total population age 45 to 64 in 2002). 14% of persons over the age of 65 have only public health care insurance with significant gaps in coverage.
- Growing number/percent of investigations (+355, +17%) by Adult Protective Services into cases of abuse of older North Texans.
- Crimes against older adults up across region. In particular, in the City of Dallas, persons age 50 to 64 and those 65+ saw increase crime between 2001 and 2002 (+1,285 victims, +4.5%).
- According to studies, such as the one completed for *Diabetes Care*, there is a problem with older adults being able to afford their medication/health care.
- Growing number of older adults seeking employment assistance through UWMD member agency programs. (+290 enrolled in Senior Employment Program in 2004 at The Senior Source compared to 2003.)

# Financial/Protection

## Collin County

- Within the four county region, second largest percent change (+24%) in total intakes by Adult Protective Services from 2003 to 2004.
- Poverty rate for persons 60 and over in 2002 was 7.1% or 3,154 individuals. The state poverty rate for all ages was 15.6%.

## Dallas County

- 2004 American Community Survey estimated that 17,779 Dallas County residents age 65+ live below poverty line (9% of total population age 65+).
- Number of victims of crime (all categories) for the City of Dallas Police Department up between 2001 and 2002 for both those age 50 to 64 and those age 65 and over, +1,285 victims). This is roughly 6% of the total population age 50 to 64 and 3% of the population over the age of 65 in the city.
- Significant increase (+962, +83%) in nursing home complaints filed with the Dallas County Nursing Home Ombudsman Program between 2002 and 2003.

# Financial/Protection

## Denton County

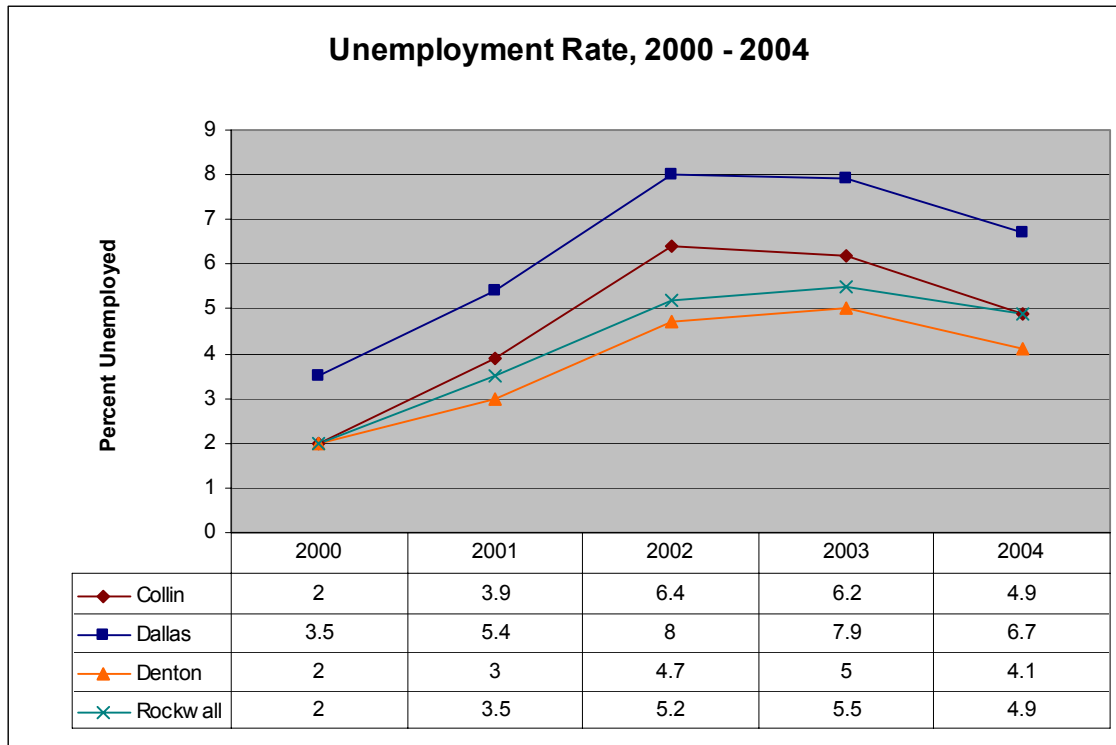
- Largest percent increases in all Adult Protective Services reporting categories, with the exception of clients receiving services (2<sup>nd</sup>), within 4 county region between 2003 and 2004. (Total Intakes: +26%, Total Investigations: +22%, Validated Investigations: +11%)
- Poverty rate for persons age 60 and over in 2002 was 7.1%, or 2,539 individuals.

## Rockwall County

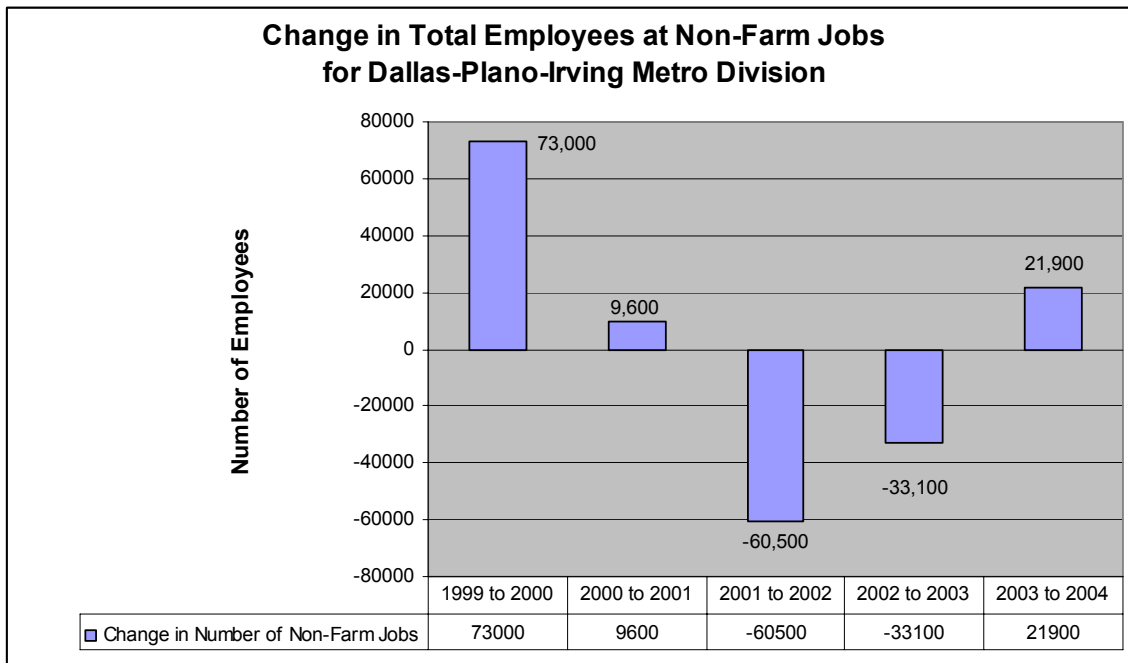
- Only county within region to experience decreases in validated investigations (-23%) and clients receiving services (-47%) from Adult Protective Services between 2003 and 2004.
- Poverty rate for persons Age 60 and over in 2002 was 4.1% or 231 individuals.

# Financial/Protection - Supporting Data

## Employment



Source: Texas Workforce Commission

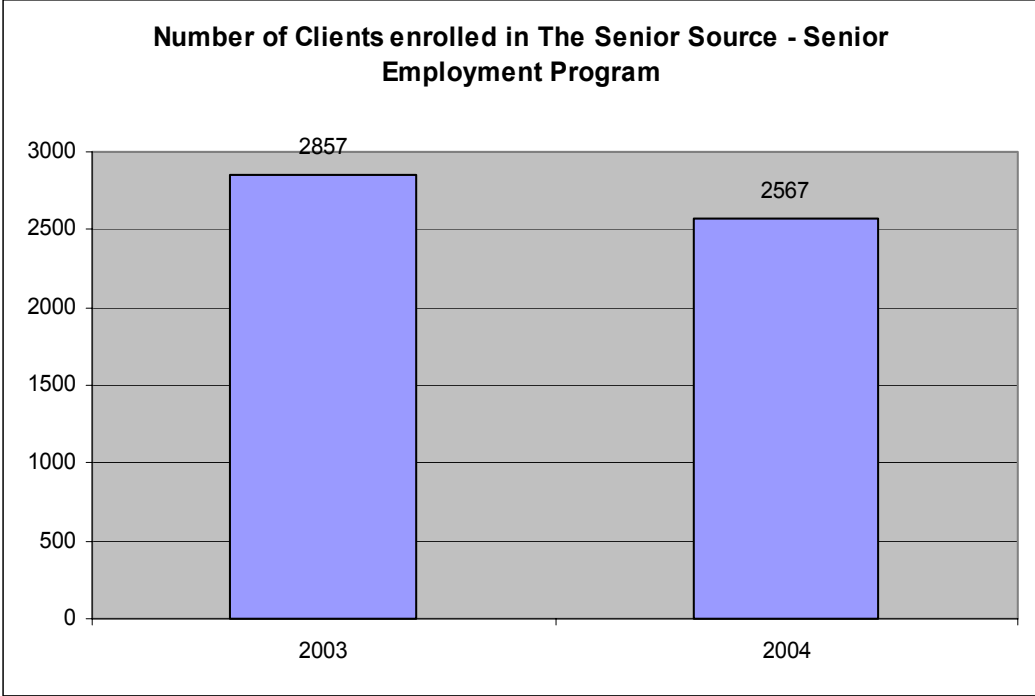


Source: Texas Workforce Commission

\* The Dallas-Plano-Irving Metro Division includes: Collin, Dallas, Delta, Denton, Ellis, Hunt, Kaufman, and Rockwall Counties.

# Financial/Protection - Supporting Data

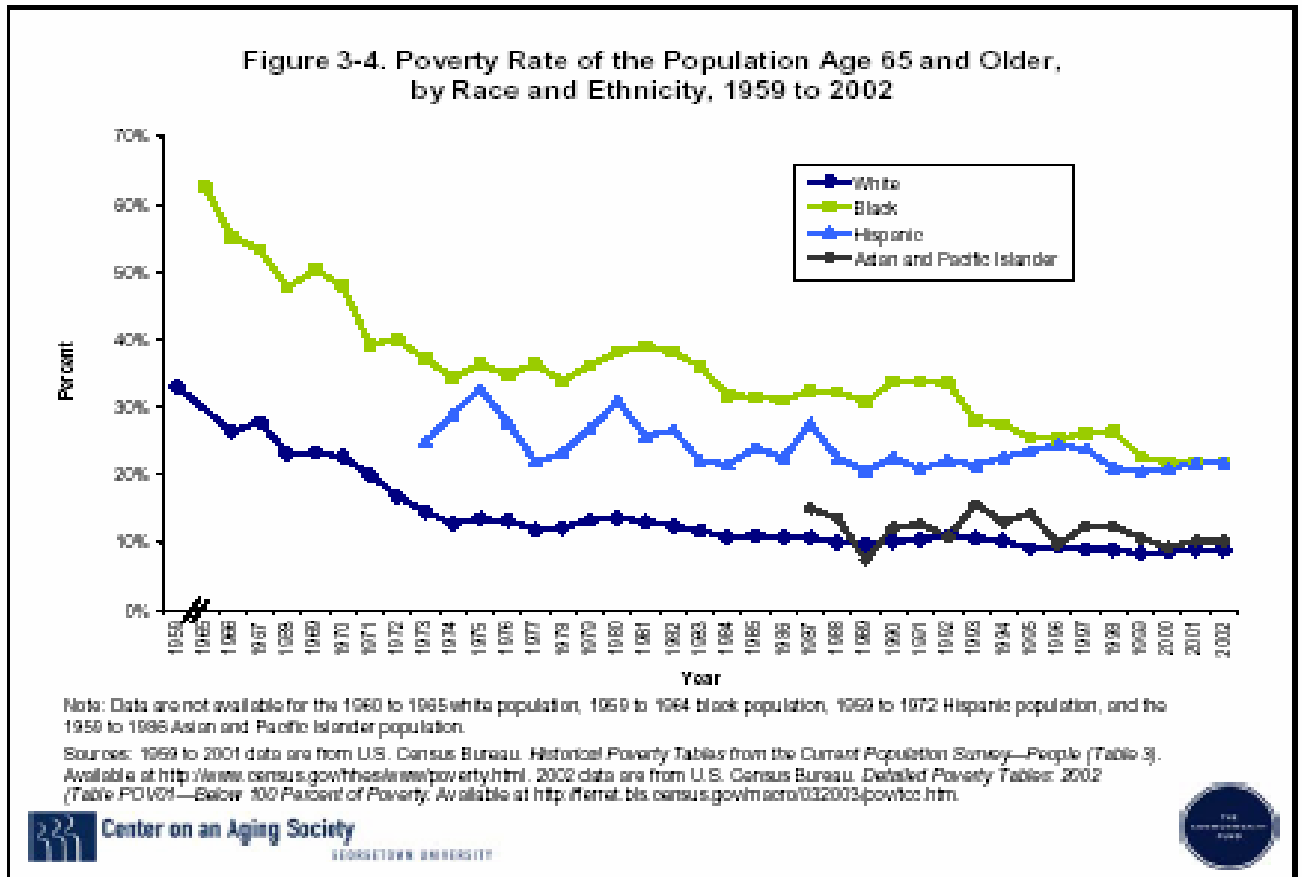
## Employment



Source: The Senior Source - CISTR Data (UWMD Community Investment System for Tracking & Retrieval)

# Financial/Protection - Supporting Data

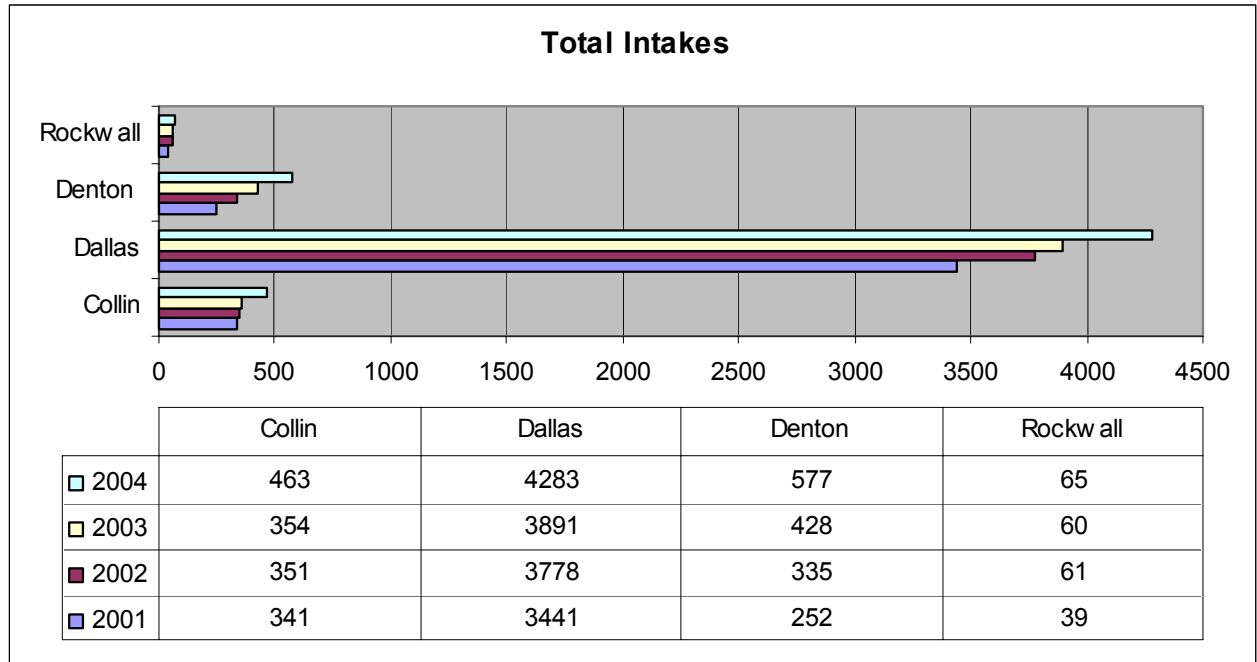
## Poverty



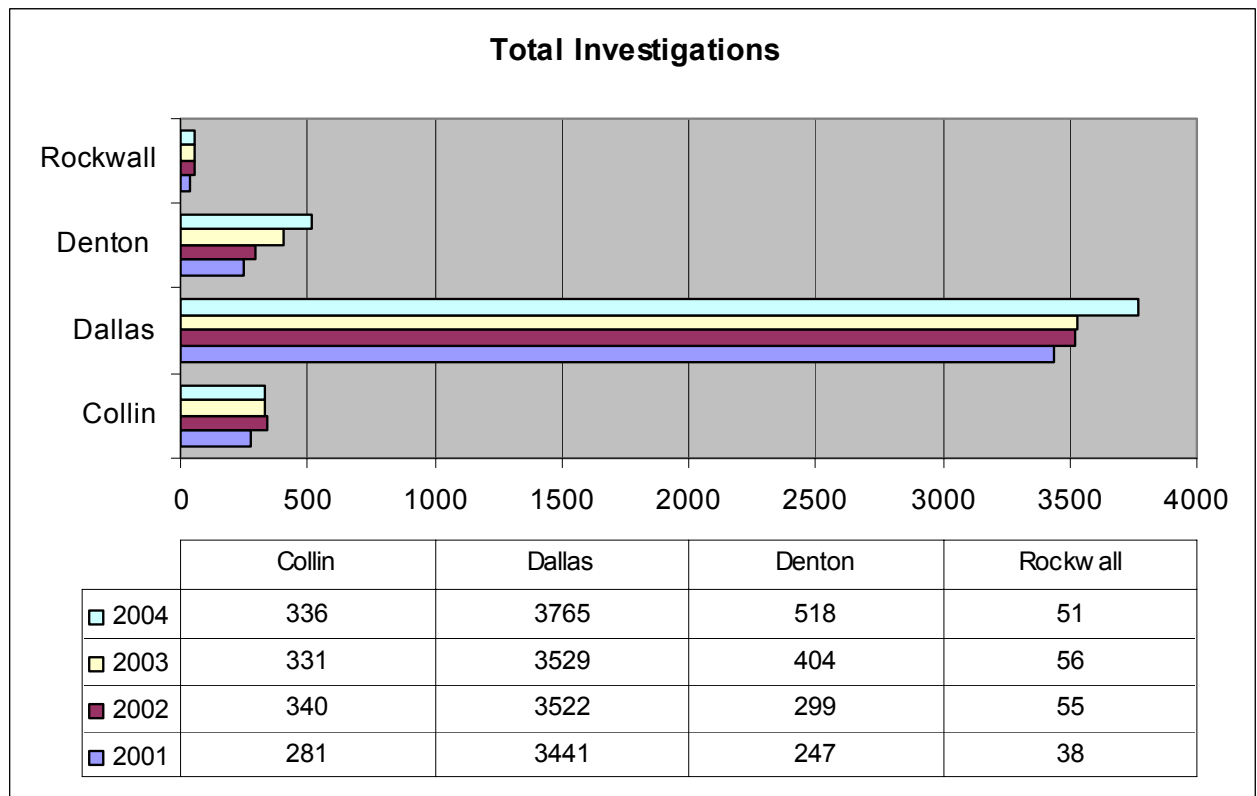
Source: Center on Aging Society, *Demography Is Not Destiny II*

# Financial/Protection - Supporting Data

## Adult Protective Services



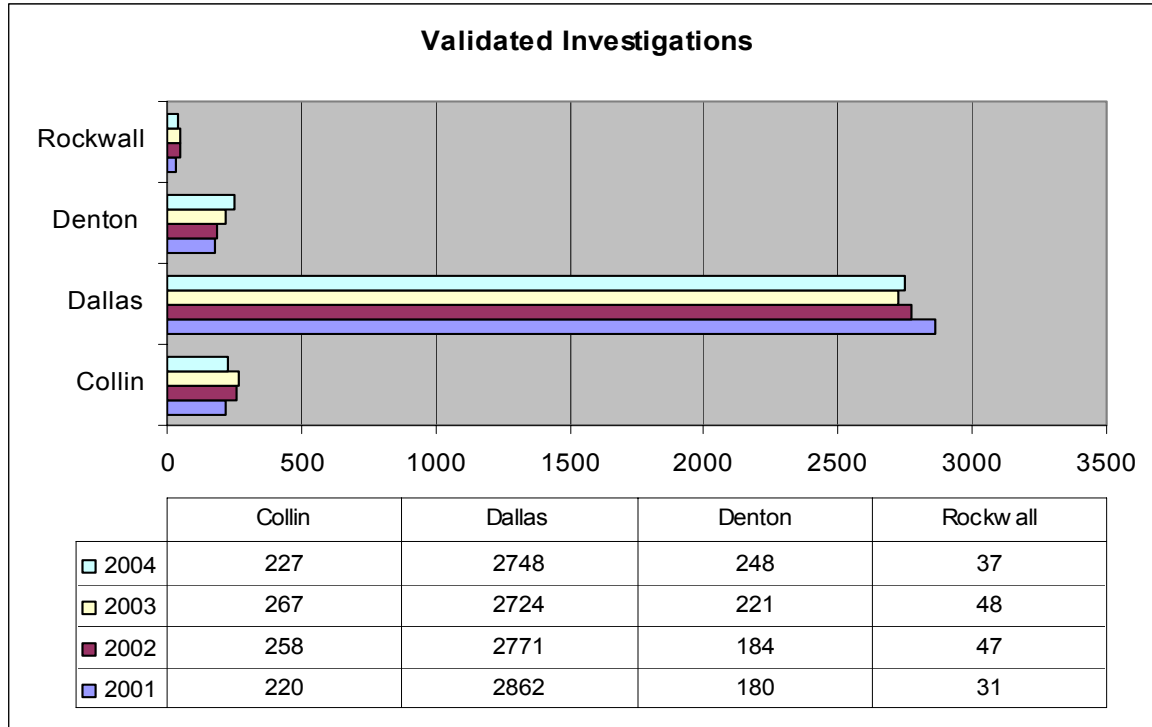
Source: Texas Department of Family and Regulatory Services, Data Year Book 2001-2004



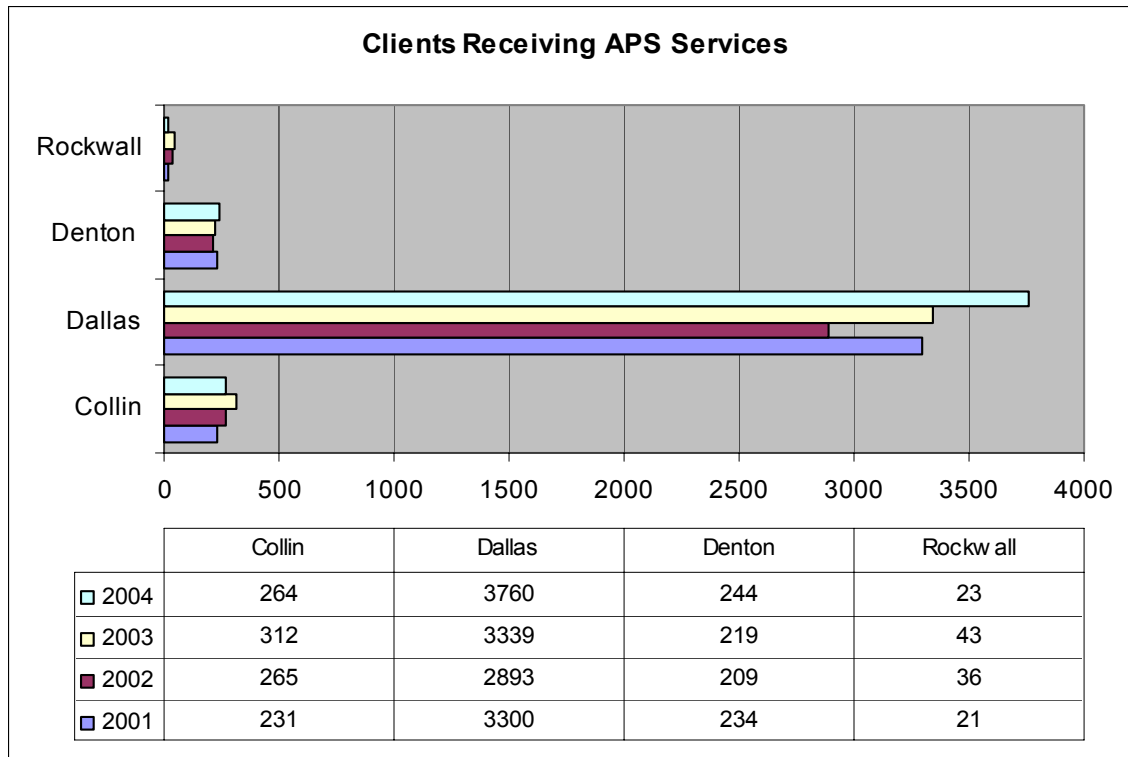
Source: Texas Department of Family and Regulatory Services, Data Year Book 2001-2004

# Financial/Protection - Supporting Data

## Adult Protective Services



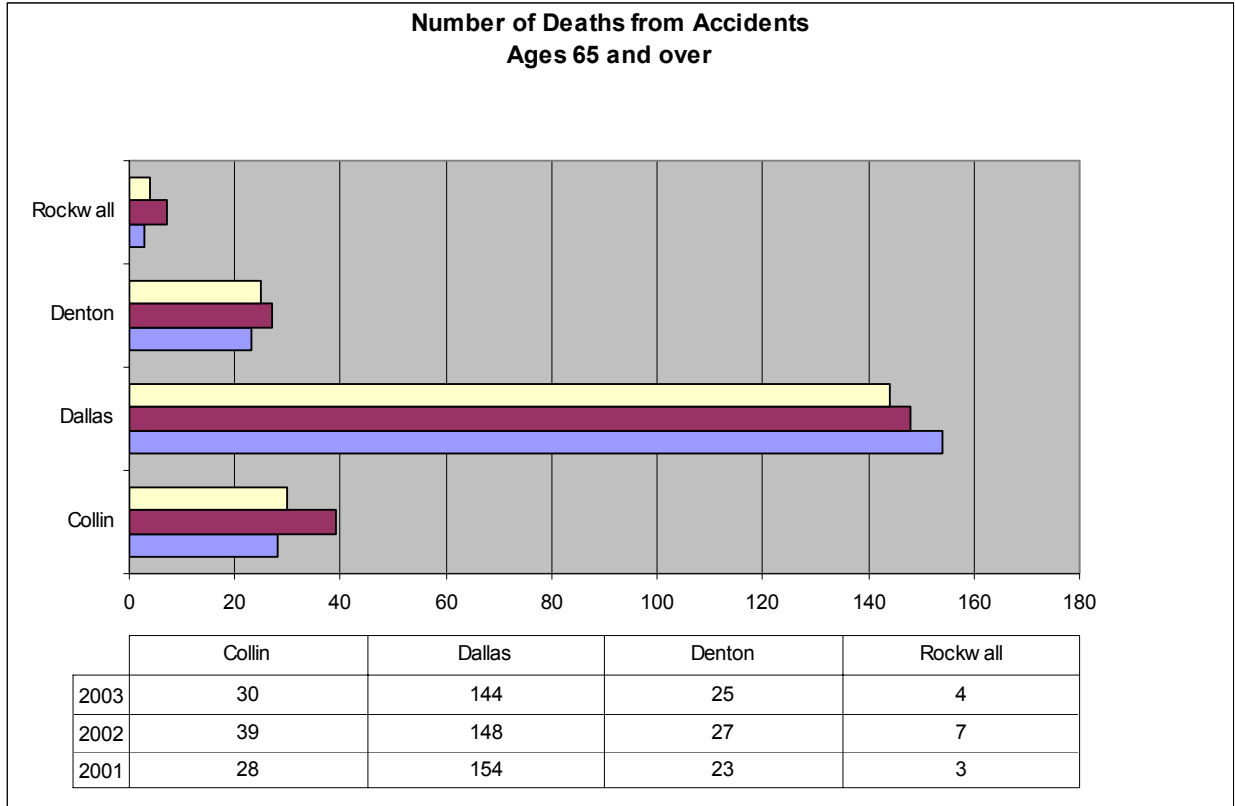
Source: Texas Department of Family and Regulatory Services, Data Year Book 2001-2004



Source: Texas Department of Family and Regulatory Services, Data Year Book 2001-2004

# Financial/Protection - Supporting Data

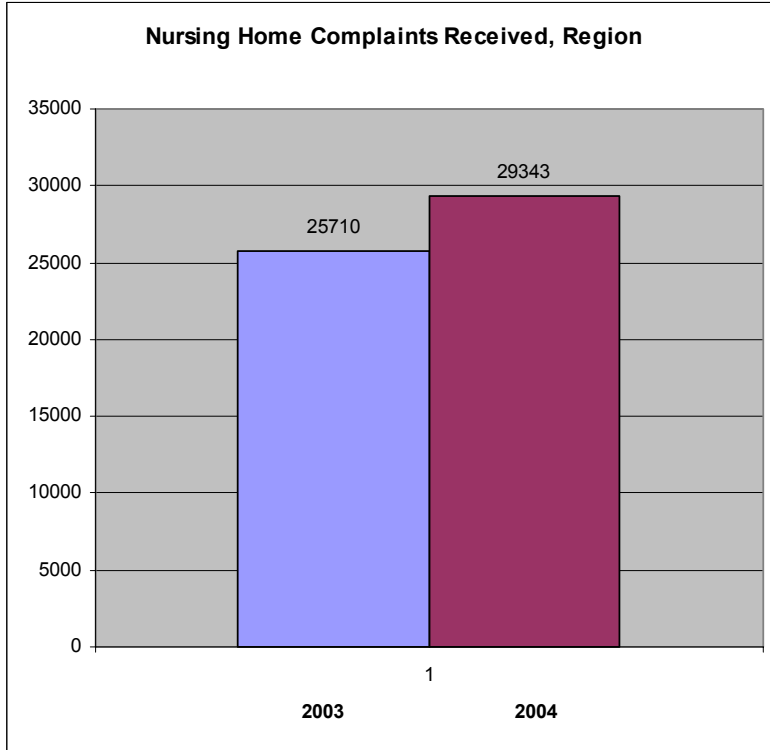
## Adult Protective Services



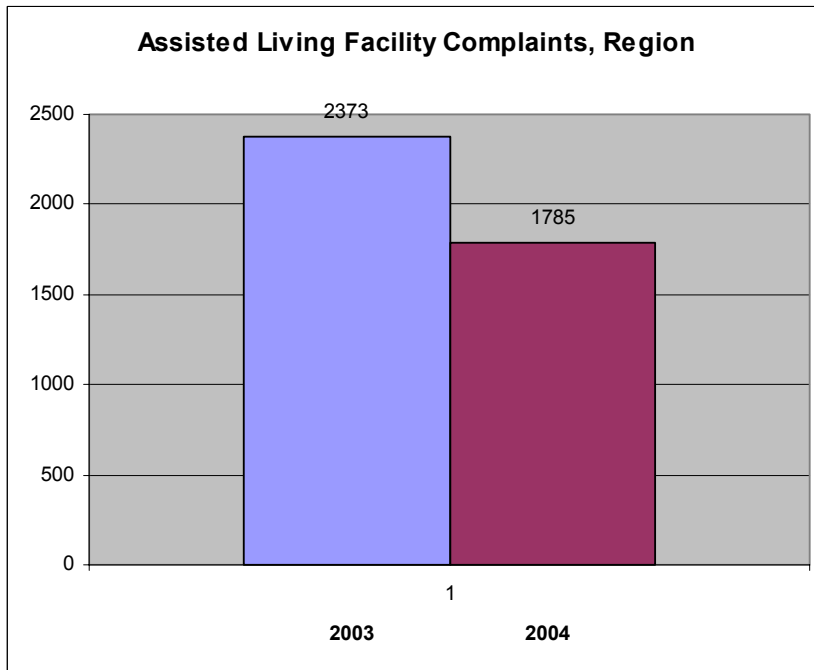
Source: Texas Department of State Health Services, State Health Database

# Financial/Protection - Supporting Data

## Complaints Against Nursing Homes and Assisted Living Facilities



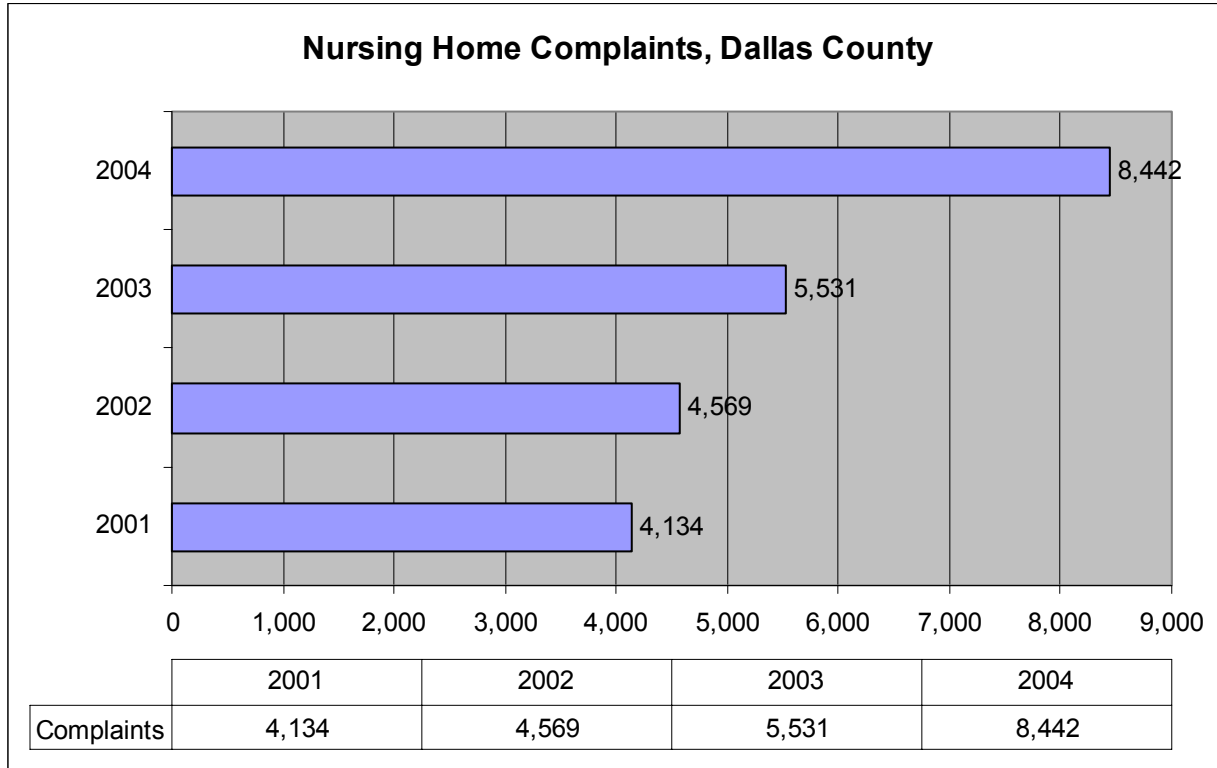
Source: Long Term Care Ombudsman Office, Texas Department of Aging and Disability Services  
Nursing Home Statistics



Source: Long Term Care Ombudsman Office, Texas Department of Aging and Disability Services  
Nursing Home Statistics

# Financial/Protection - Supporting Data

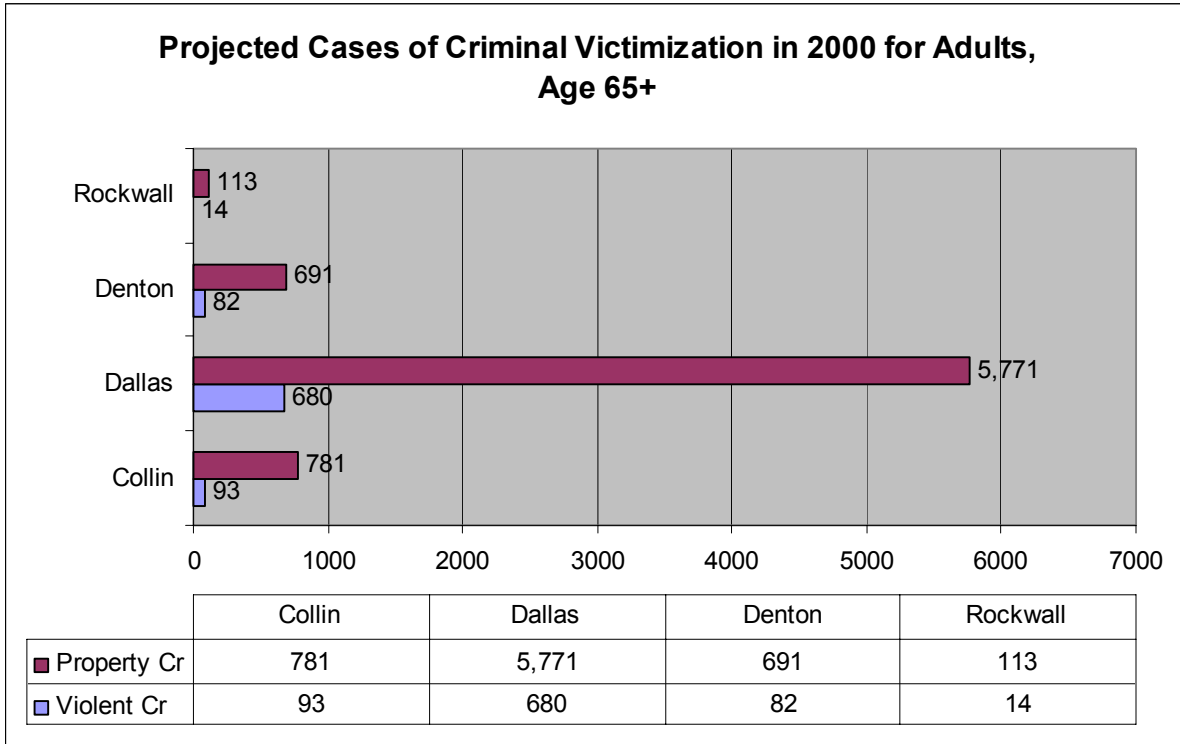
## Nursing Homes Complaints



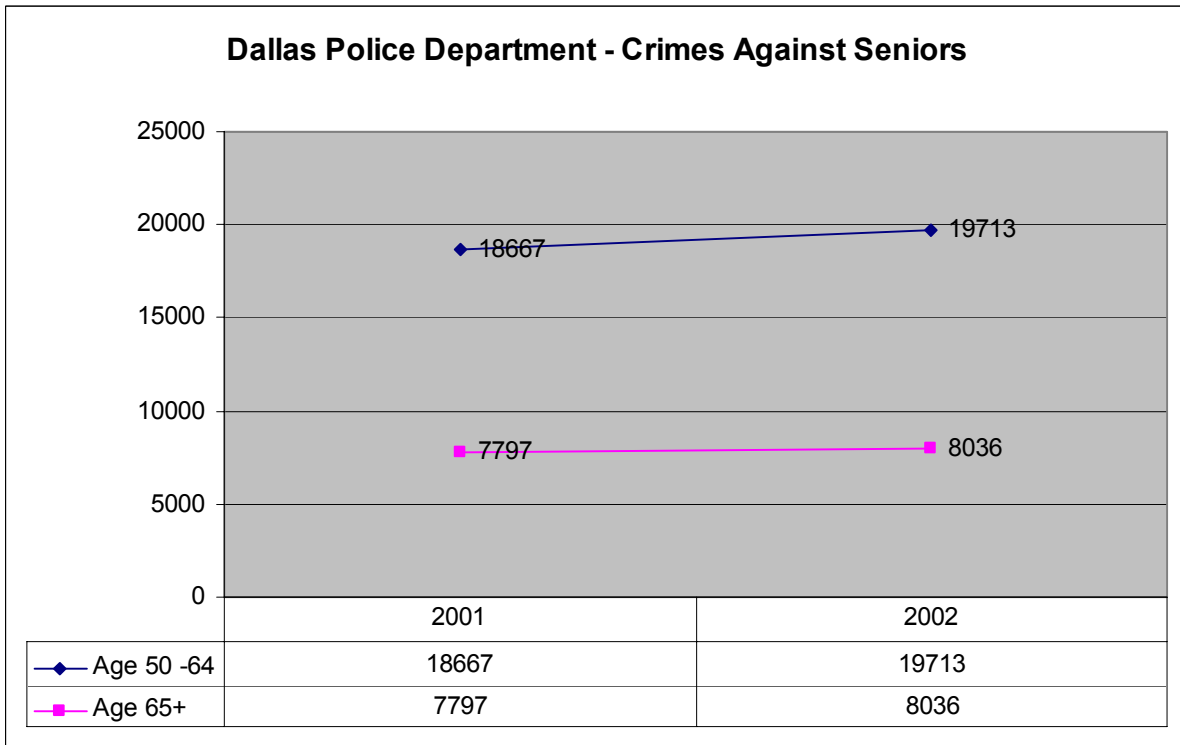
Source: Dallas County Nursing Home Ombudsman Program. Note: Assisted Living Facilities added for 2004 count.

# Financial/Protection - Supporting Data

### Crimes Against Seniors



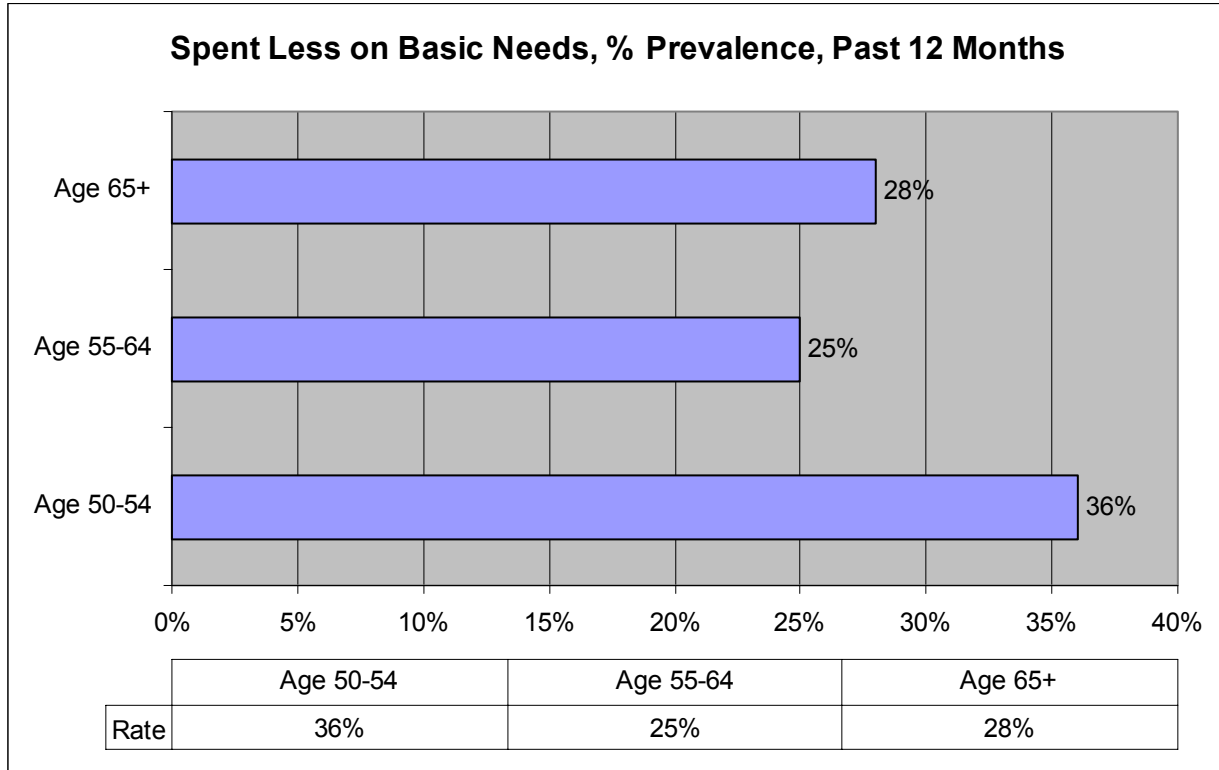
Source: UWMD Projection using Federal Interagency Forum on Aging Calculations



Source: Dallas Police Department

# Financial/Protection - Supporting Data

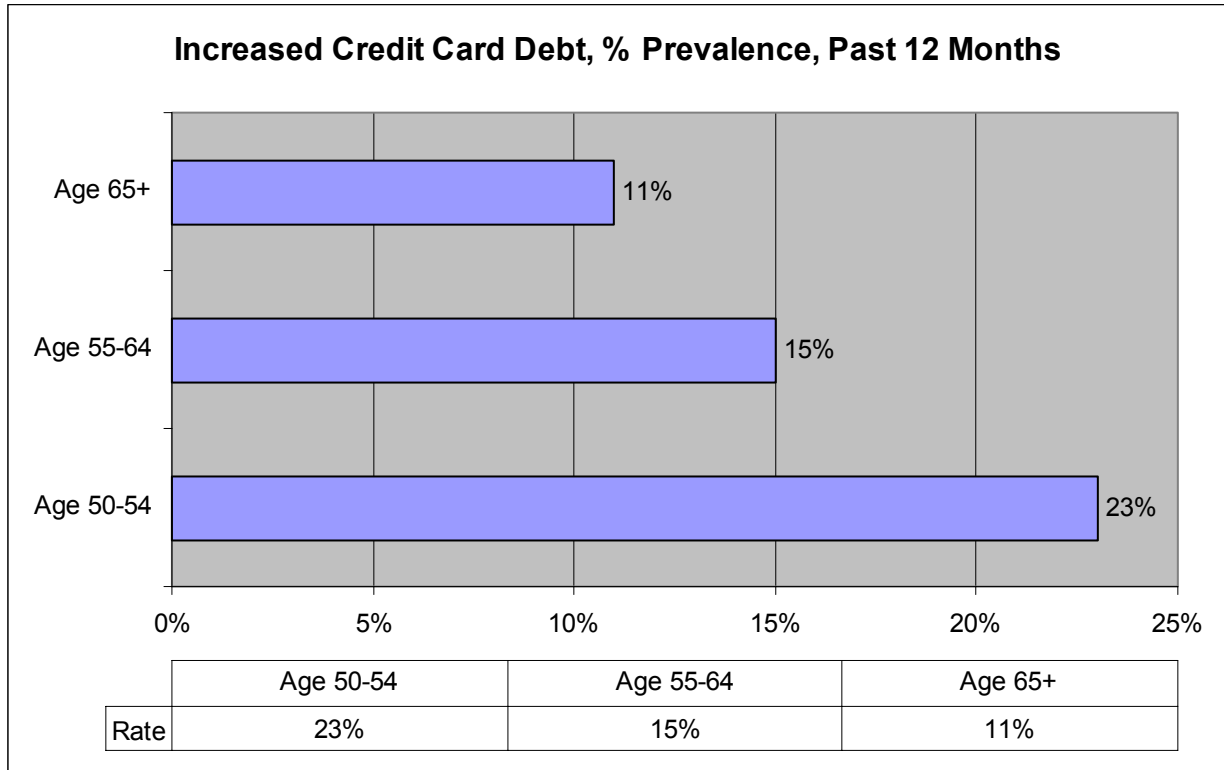
## Cost of Health Care



Source: Prevalence of Other Problems Associated with Medication Cost Pressures, Diabetes Care, Volume 27, #2, February 2004

# Financial/Protection - Supporting Data

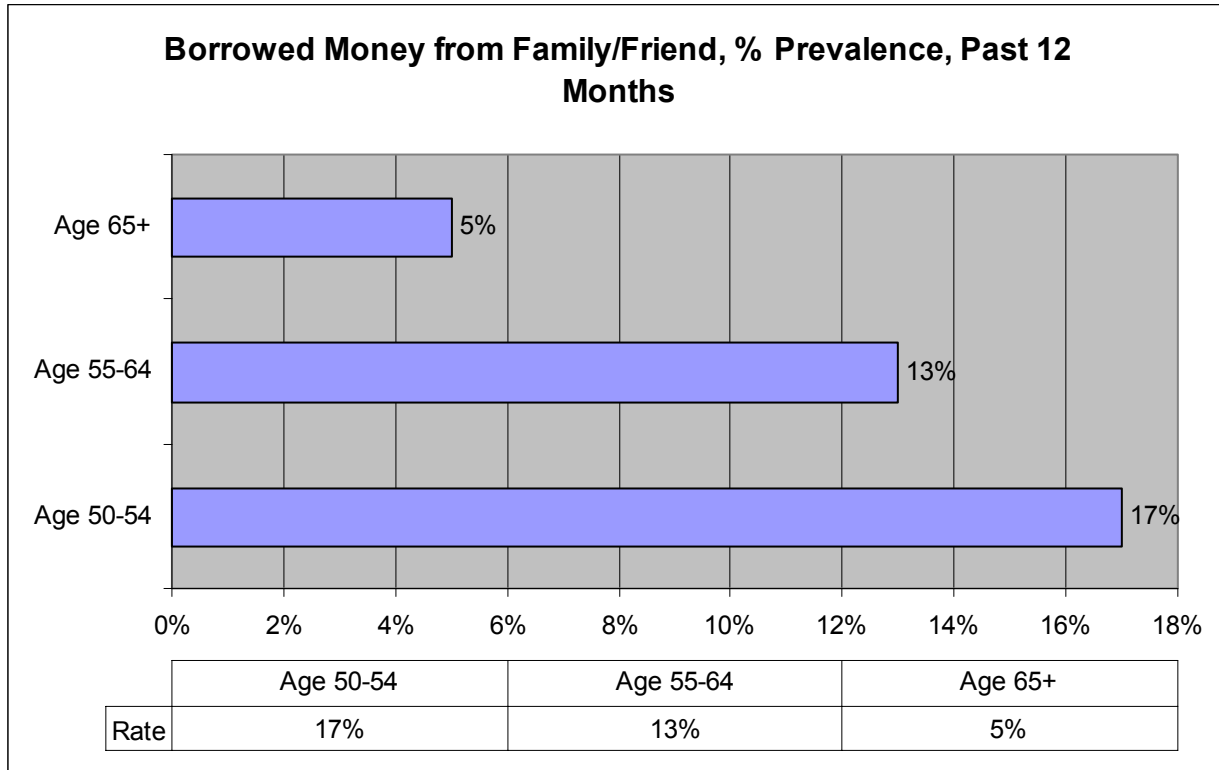
## Cost of Health Care



Source: Prevalence of Other Problems Associated with Medication Cost Pressures, Diabetes Care, Volume 27, #2, February 2004

# Financial/Protection - Supporting Data

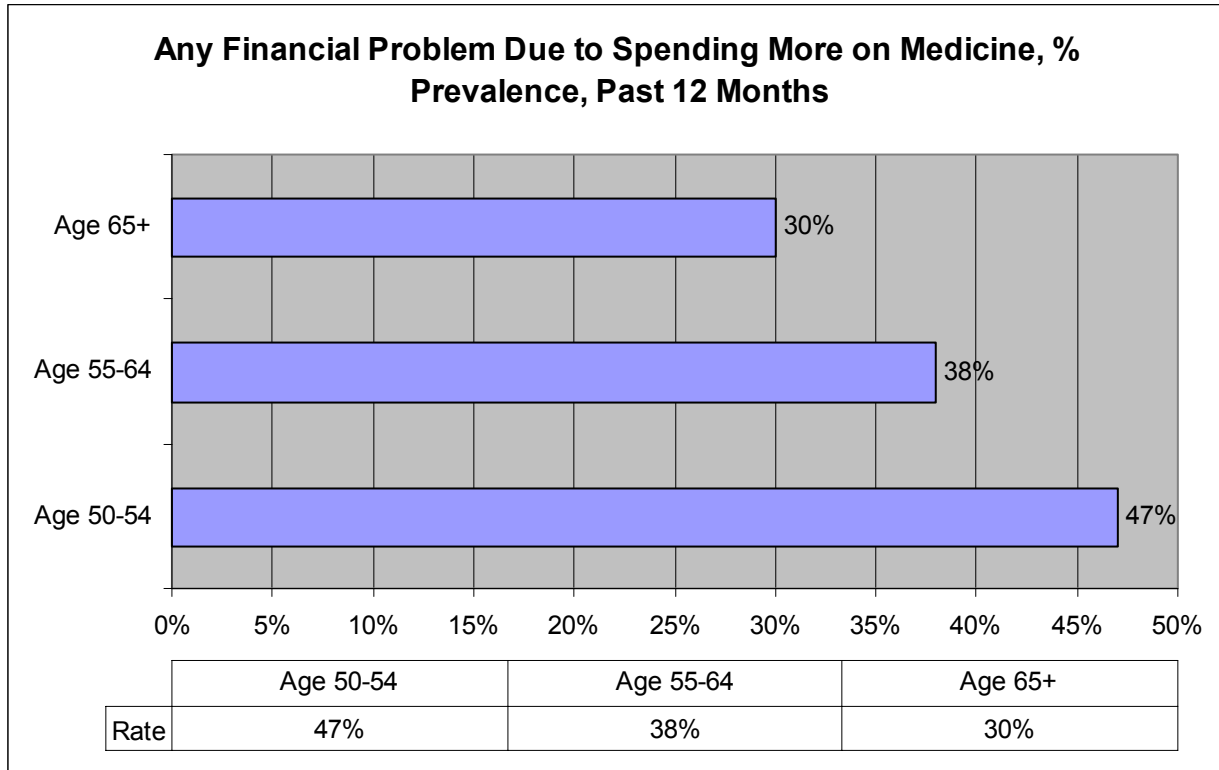
## Cost of Health Care



Source: Prevalence of Other Problems Associated with Medication Cost Pressures, Diabetes Care, Volume 27, #2, February 2004

# Financial/Protection - Supporting Data





## Cost of Health Care



Source: Prevalence of Other Problems Associated with Medication Cost Pressures, Diabetes Care, Volume 27, #2, February 2004

# SENIORS

## COMMUNITY INVOLVEMENT

INDICATOR	SUMMARY	TREND	CONDITION
Congregate Meals	Increase in meals served in all counties from 2002 to 2004. (+846/+1% in meals in Dallas County, +1,685/+12% meals in Collin County, +1,996/+22% meals in Denton County, +3,335/+66% meals in Rockwall County) * This exceeds growth rates amongst the older population in the four county areas.	 Same or Mixed	 Concerned
Volunteer Opportunities	<p>Increased enrollment in member agency programs such as RSVP (+430 clients from 2002 to 2004 in Dallas, +555 clients in Denton County from 2001 to 2003)</p> <p>As of July 2004, the Visiting Nurse Association (VNA) had 2,094 volunteers for Meals on Wheels over the age of 60.</p>	 Same or Mixed	 Concerned

\* While the congregate meal data is an indicator of community involvement in the senior community, the number of meals served is dependent on funding availability, eligibility requirements, and the marketing efforts of the agencies from which the data is collected.

# Community Involvement - North Texas Overview

Congregate meals, served in group settings, help participants connect to their community, as meal sites provide the only social contact many of these adults will have during their day. During the last four years, United Way member agencies have continued to see expanded participation in congregate meal programs. Many adults age 60 and over in North Texas find these meal programs essential to remaining independent and healthy.

Volunteer programs continued to see an increased level of client interest and enrollment in all the counties served by the UWMD. Many older adults are actively looking for volunteer opportunities. Many are connected with programs where participants volunteer their time with children in local public schools.

## Regional Trends

- Increase in congregate meals served across all counties by older adults (2002 to 2004). (+1,685/+12% meals in Collin County, +1,996/+22% meals in Denton County, +3,335/+66% meals in Rockwall County, +846/+1% Meals in Dallas County) For reference the population over the age of 60 grew by the following percents from 2002 to 2004: Collin +7%, Dallas +3%, Denton +7%, and Rockwall +5%.
- Increasing enrollment of older North Central Texans in RSVP programs in all counties. (+430 clients/ +8% rate increase from 2002 to 2004 in Dallas, +555 clients/+8% rate increase in Denton County from 2001 to 2003)

## Note:

Use of agency service information is being used as an indicator of need due to the lack of other data being available for the region. Use of services may rise or fall due to many factors other than level of need - i.e. level of funding, awareness of services by client, transportation factors, language factors, etc.

# Community Involvement

## Collin County

- Steady increase in congregate meals served by Collin County Committee on Aging from 2002 to 2003 (+1,685 Meals, +12%)
- Increased use of volunteer opportunities.

## Dallas County

- Increased participation of older adults in programs such as the Senior Source's RSVP. (2,454 volunteers in RSVP in 2002 vs 2,884 in 2004/+15%)
- According to the 2000 U.S. Census, 29,567 individuals age 65 and over live alone in the City of Dallas. (17% of total population age 65 and over in 2000) 43% (12,754) of individuals ages 65 and over living alone are in poverty.
- Increase in number of congregate meals served between 2001 and 2004 according to the Community Council of Greater Dallas databases (+1,738 Meals).

# Community Involvement

## Denton County

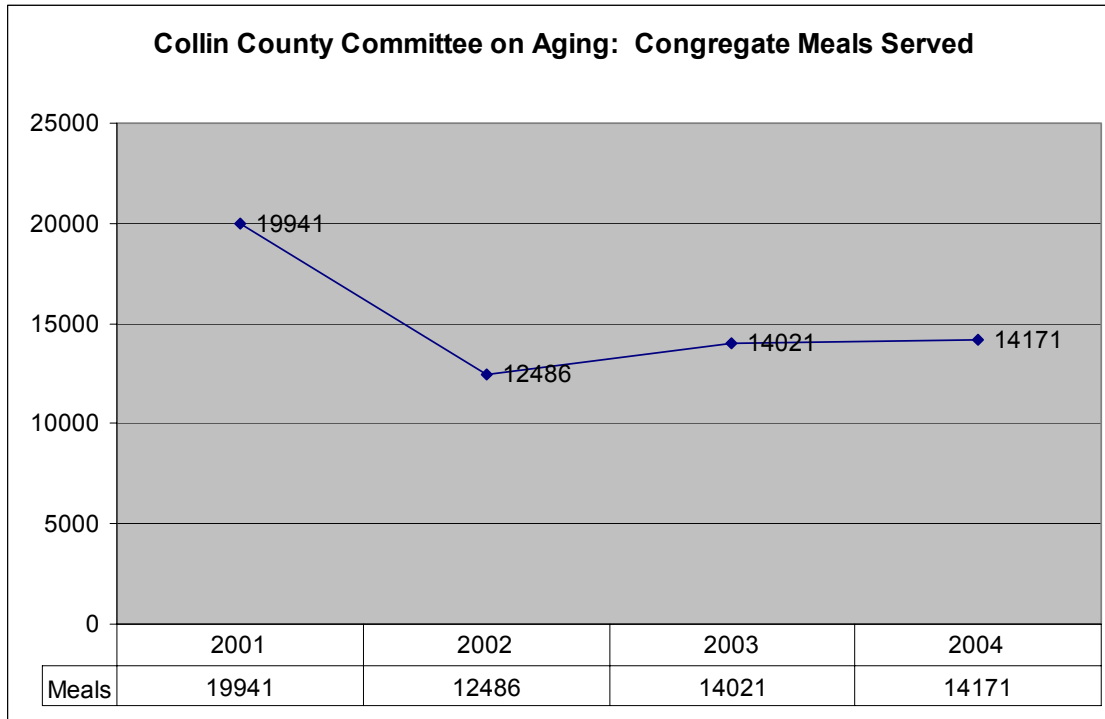
- Large jump in congregate and home delivered meals served from 2003 to 2004. (6,866 versus 8,049/+15%)
- Increase in enrollment in RSVP of Denton County during the last several years. (3,425 in 2002 to 3,712 2003/+8%)

## Rockwall County

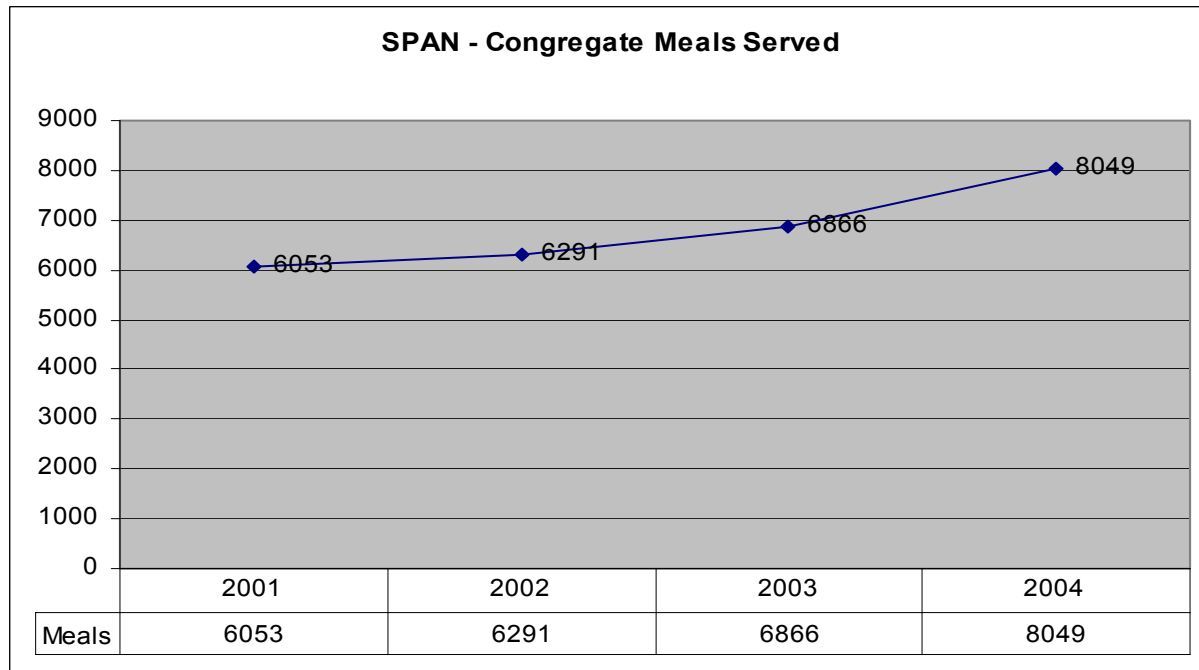
- Increased use of Rockwall County Helping Hands Information and Referral Program, which links older adults to social service programs.
- Dramatic increase in number of congregate meals served between 2003 and 2004. (1,486 in 2003 to 4,986 in 2004/+70%)

# Community Involvement - Supporting Data

## Congregate Meals Served



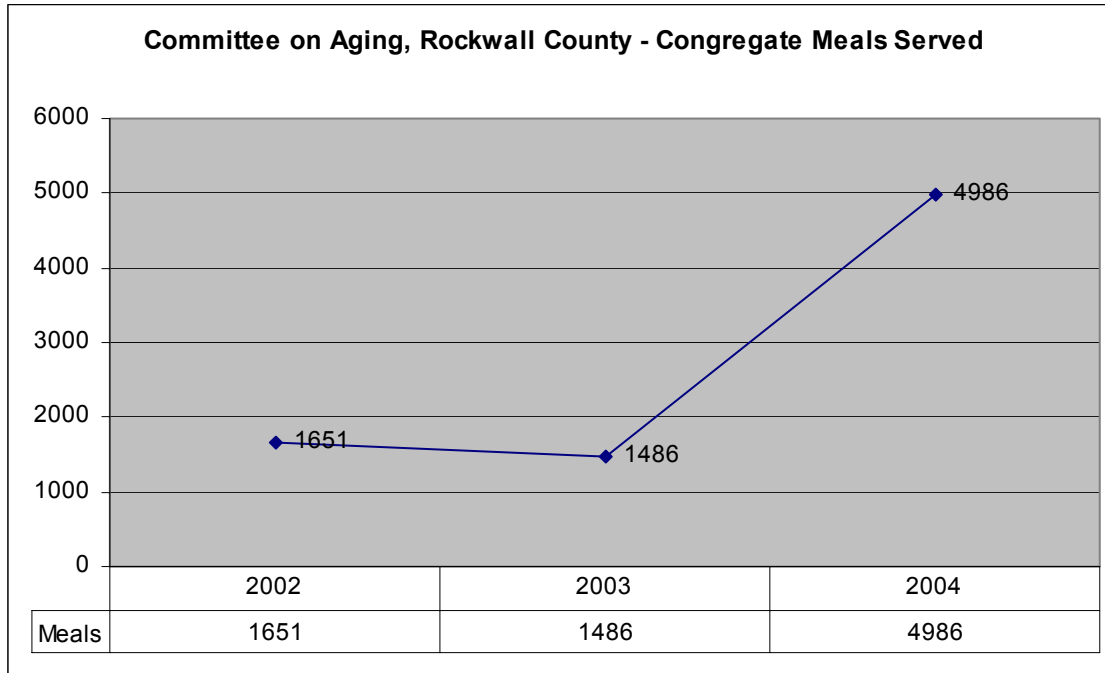
Source: Collin County Committee on Aging, CISTR Data (Community Investment System for Tracking and Retrieval)



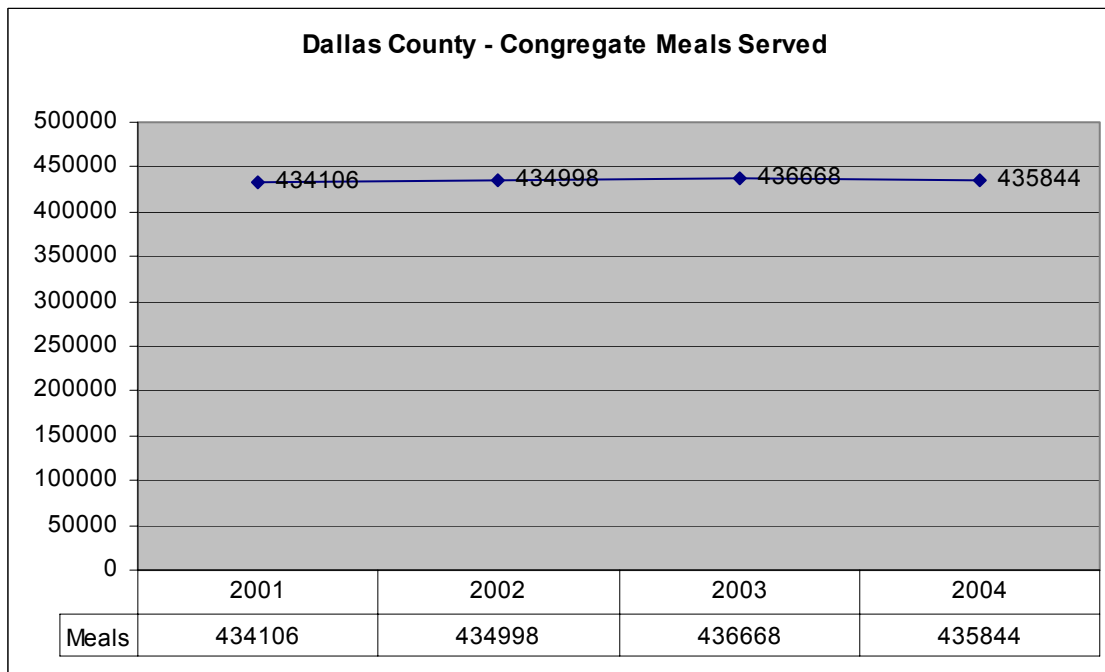
Source: SPAN, CISTR Data (Community Investment System for Tracking and Retrieval)

# Community Involvement - Supporting Data

## Congregate Meals Served



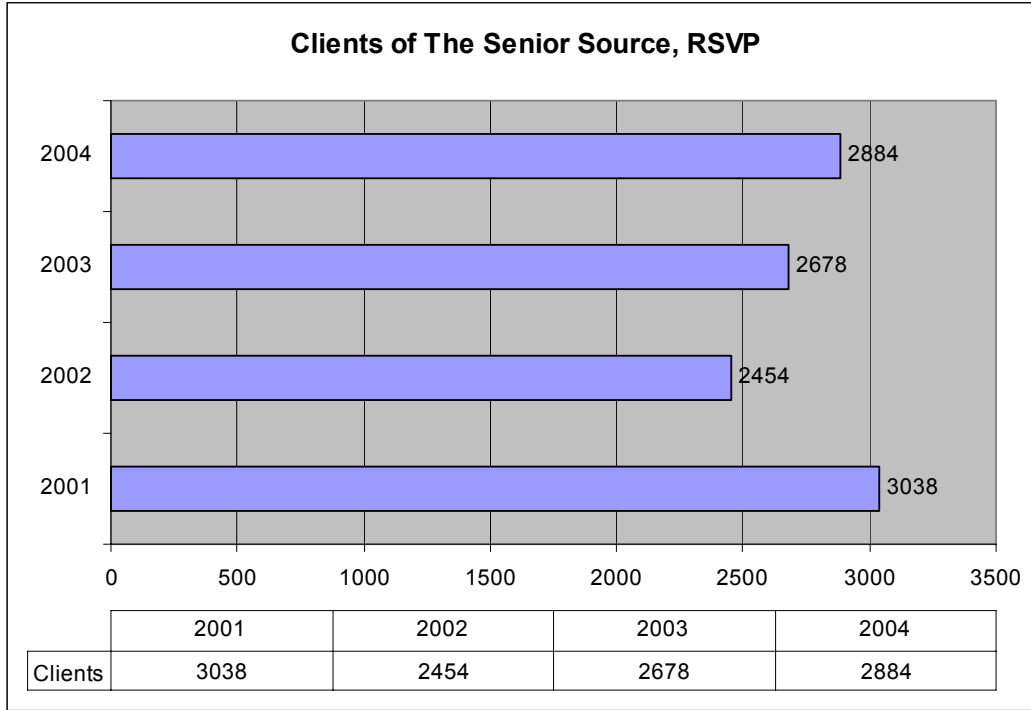
Source: Rockwall County Committee on Aging



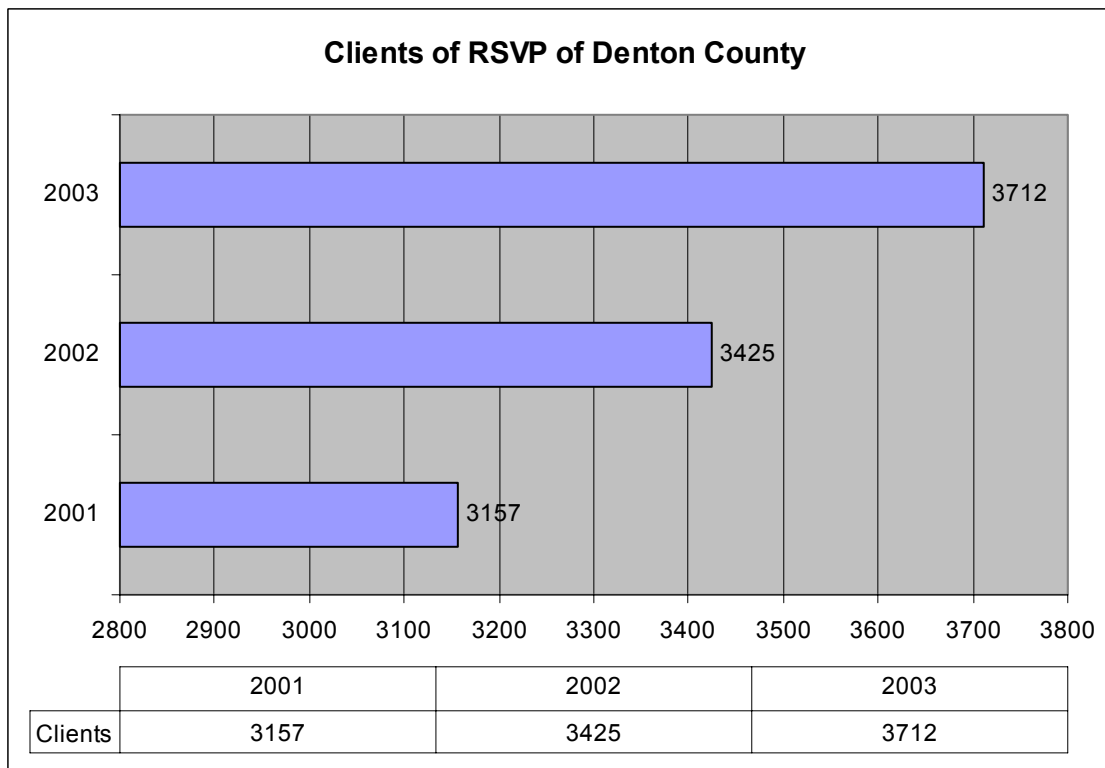
Source: Area Agency on Aging - Dallas County, Congregate Meals Served

# Community Involvement - Supporting Data

## Volunteer Opportunities



Source: The Senior Source, CISTR Data (Community Investment System for Tracking and Retrieval)



Source: RSVP of Denton County, CISTR Data (Community Investment System for Tracking and Retrieval)